



ST. CLAIR CATHOLIC  
DISTRICT SCHOOL BOARD  
*Lighting the Way ~ Rejoicing in Our Journey*

ST. ANNE CATHOLIC SCHOOL SARNIA, ON  
LANDSCAPING- NATURAL PLAY

OUTDOOR LEARNING ENVIRONMENT TENDERS  
**INSTRUCTIONS TO BIDDERS**

**BID PACKAGE #: 627-CP1619**

**Date: June 16, 2016**

**1. BID SUBMISSION**

The St. Clair Catholic District School Board (Board) is seeking a contractor to provide equipment & installation of Outdoor Learning Environment at St. Anne Catholic School Sarnia, ON.

Bids from invited bidders shall be submitted on the Bid Form provided and submitted in an envelope clearly marked:

**Bid Package : Outdoor Learning Environment (Natural Play – Landscaping) Tender**

The envelope shall be sealed and delivered to: St. Clair Catholic District School Board  
420 Creek St.  
Wallaceburg, ON  
N8A 4C4

**Attention: Mr. Tony Prizio, Procurement Specialist**

Bids will be accepted at the Board's Catholic Education Centre office not later than **June 28, 2016 @ 2:00:00 p.m.** (No extensions to Bid Closing date are anticipated. Bidders are encouraged to act immediately to prepare their submissions!)

Bids shall be filled out in ink or typed, signed in longhand by a duly authorized company official (having authority to bind). One original of the fully completed Bid Form must be submitted. **Failure to provide all of the requested information on the Bid Form may result in disqualification of the bid.**

Unsolicited bids will not be accepted.

Bids by telephone, fax or email will **not** be accepted.

After bid closing, sealed envelopes will be opened by the Board's Procurement Specialist (Tony Prizio) and a representative from Corporate Services' department.

**2. SCOPE OF WORK**

The Instructions to Bidders identifies the work to be performed in the Contract and takes priority if there is a conflict within the Bid Documents. **Refer to Scope of Work in Appendix A for detailed description of work to be carried out by the successful proponent.**

**3. BID DOCUMENTS**

The following Bid Documents form the basis of this Bid Package and shall be examined by bidders:

**3.1** Instructions to Bidders dated June 16, 2016

**3.2** Bid Form dated June 16, 2016.

**3.3** **Ron Koudys Landscape Architects Quotation Forms**

**3.4** **Prime Contract** – Board will issue a purchase order to the successful proponent(s).  
The Board assumes no responsibility for the bidder's failure to examine **all** of the Bid Documents.



OUTDOOR LEARNING ENVIRONMENT TENDERS  
**INSTRUCTIONS TO BIDDERS**

**BID PACKAGE #: 627-CP1619**

**Date: June 16, 2016**

**4. BID ACCEPTANCE**

It shall be understood by all bidders, that the bid shall be valid and subject to acceptance by the Board, and that no adjustments shall be made to the Bid amounts for a period of up to and including sixty (60) days from the Bid Closing Date.

The Board reserves the right to determine the successful bidder by any combination of base bid, separate prices, requested alternate prices and voluntary alternate prices submitted with the bid. The Board is not obligated to select the bid with the lowest price and may cancel a bid prior to award without liability to any bidder.

The successful bidder shall be required to enter into a formal contract with the Board, which will include the terms and conditions of the Instructions to Bidders, Bid Form, and all other applicable documents.

**5. AWARD**

The Board has the right to reject any or all bids. The lowest Bid will not necessarily be accepted. The invitation to bid does not constitute an offer by the Contractor to enter into a contract.

This contract will be awarded on a per location basis or on the best cost of various groupings. The groupings will be determined by the Board. Each bidder agrees to the award on this basis.

Contractor may submit pricing for either all schools or just schools of choice.

**6. PAYMENT**

The Board shall pay within forty-five (45) days after receipt of the invoices which are received and approved by the Board.

**7. TAXES**

Include in Bid all Taxes and all other Customs Duties and Excise Taxes which are in force at Bid date as detailed in General Conditions. Harmonized Sales Tax (H.S.T.) is **not** to be included in the bid. The H.S.T. amount and the Bidder's **H.S.T. Registration Number** are to be indicated on the Bid Form in the spaces provided.

**8. ADDENDA**

Bidders finding discrepancies, ambiguities or omissions in the bid documents or having doubt as to the meaning or intent thereof, shall immediately notify the Procurement Specialist who may issue instructions and/or clarifications by Addendum to all Bidders. Bidders may also, during the Bidding Period, be advised by Addendum of any additions, deletions or alterations to bid documents. All such Addenda shall become part of the Bid Documents.

All questions to be addressed in writing to:

Mr. Tony Prizio, Procurement Specialist  
St. Clair Catholic District School Board  
Fax 519.627.8230 or  
E-mail: [tony.prizio@st-clair.net](mailto:tony.prizio@st-clair.net)  
Copy: [marcie.butler@st-clair.net](mailto:marcie.butler@st-clair.net)

**No later than 72 hours prior to bid closing date.**



ST. CLAIR CATHOLIC  
DISTRICT SCHOOL BOARD

*Lighting the Way ~ Rejoicing in Our Journey*

ST. ANNE CATHOLIC SCHOOL SARNIA, ON  
LANDSCAPING- NATURAL PLAY

**OUTDOOR LEARNING ENVIRONMENT TENDERS  
INSTRUCTIONS TO BIDDERS**

**BID PACKAGE #: 627-CP1619**

**Date: June 16, 2016**

**9. CHANGE NOTICES, CHANGE ORDERS**

The following fee percentage and overhead charges shall be applied to additional work ordered by the Board:

- For work carried out by the Contractor's own forces – 10% Overhead & Profit
- For work involving a subcontractor, the subcontractor may charge a maximum 10% fee. The General Contractor may charge a maximum of 5% in addition to subcontractor's fee.

**10. BONDING – NOT REQUIRED FOR THIS PROJECT**

On bids exceeding \$100,000.00, submit with the Bid an Agreement to Bond for a 50% Performance Bond, and a 50% Labour & Material Payment Bond. Upon request, the successful Bidder will be required to provide the 50% Performance Bond and 50% Labour and Material Payment Bond from a bonding company acceptable to the Board. The cost of the bond is not to be included in the bid sum, the amount of which is to be identified on the Bid Form.

**11. VOLUNTARY ALTERNATE AND SEPARATE PRICES**

The bid amounts are to be based on the bid documents. Where there is any conflict within the bid documents, the bid amount shall include the higher cost alternative. Alternative proposals are encouraged and must be identified in the bid. Submit complete information including any impact on schedule to allow a full evaluation of the proposal including, as applicable, any particulars in which the alternate proposal is at variance with or unable to meet the specifications. Note also any impact on other trades if the alternative is accepted. Alternative proposals may be made without limitation, including for items specified as single sourced.

**12. EXAMINATION OF SITE & SITE VISIT**

In submitting a bid, it will be assumed that the bidders have carefully examined the site and surrounding properties of the work and have informed themselves as to the existing conditions, access, storage areas and limitations, and have included in the bid price the complete cost of the work contemplated by the drawings and specifications and other bid documents.

A site visit can be scheduled by contacting Paul Lernout (Tel 519.360.6262) or Tony Montanino (Tel 519.381.1777).

**13. TIMING OF PROJECT**

A purchase order will be issued by July 4, 2016.

Work on **ALL** sites must take place during the period of July 10 and to be completed no later than August 31, 2016.

**14. PROJECT SPECIFIC REQUIREMENTS**

Contractor's employees shall use only those toilet and washroom facilities designated by the Owner or provide their own facilities. In the event that the contractor elects to use Board facility washrooms, the contractor will be responsible for the maintenance, stocking and cleaning of the designated washroom. The designated washroom shall be returned to the Board in the same condition as received by the contractor. Any and all damages to facilities while under the control of the contractor shall be repaired at the contractor's cost.

Please be advised that the Owner has a No Smoking Requirement on the Owners' property. Contractors are requested to ensure that employees and suppliers are advised of the Requirement.



ST. CLAIR CATHOLIC  
DISTRICT SCHOOL BOARD

*Lighting the Way ~ Rejoicing in Our Journey*

ST. ANNE CATHOLIC SCHOOL SARNIA, ON  
LANDSCAPING- NATURAL PLAY

OUTDOOR LEARNING ENVIRONMENT TENDERS  
**INSTRUCTIONS TO BIDDERS**

**BID PACKAGE #: 627-CP1619**

**Date: June 16, 2016**

Contractor shall remove rubbish and debris from the site on a daily basis or as directed by the Board. On completion of the work, all debris shall be removed; the floor shall be thoroughly cleaned and swept; the site shall be left in a tidy condition (construction clean). Do not use the Board's equipment or facilities for cleaning or for any reason.

**15. INSURANCE**

Contractor must maintain, at the Contractor's expense for the entire term of the Contract or as otherwise required, all insurance as set out below:

- The successful Contractor shall provide the Board with proof of insurance for Comprehensive General Liability and Property Damage with a limit of not less than \$2,000,000.00 (two million dollars) inclusive prior to commencing work.
- The successful Contractor shall provide the Board with proof of insurance for Motor Vehicle Public Liability and Property Insurance on all owned and rented equipment with a limit of not less than **\$2,000,000.00 (two million dollars)** inclusive prior to commencing work.
- The Contractor agrees to indemnify, hold harmless, and defend the Board from and against any and all liability for loss, damage and expense, which the Board may suffer or for which the Board may be held liable by reason of injury (including death) or damage to any property arising out of negligence on the party of the proponent or any of its representatives or employees by way of ownership or operation of an automobile.
- The successful Contractor shall provide the Board with a complete certified copy of all policies.
- The successful Contractor must name the St. Clair Catholic District School Board as additional insured on their insurance policies.

**16. WORKPLACE SAFETY INSURANCE BOARD (WSIB)**

Contractor must furnish a copy of Workplace Safety and Insurance Board Clearance Certificate of good standing, "Section 748" of the Workplace Safety and Insurance Act with its bid documents.

**17. PERMITS**

The Board will apply and pay for the building permit. The Contractor shall apply for and include costs for any other permits and approvals required for the completion of their work.

**18. MEETINGS**

A Post Bid Meeting may be convened and chaired by the Board who will invite Contractor and his major Subcontractors to review the Contract Documents and Bid submitted. This meeting will be prior to the Board issuing a Letter of Intent or Contract. This meeting does not constitute or infer any contract award to the proposed contractor or any other contractor, nor that will the project proceed.

During the course of Work, scheduled progress meetings may be required at the call of the Project Leader.

**19. GUARANTEE**

The guarantee shall be for a period of 1 year from and after completion of the entire job and acceptance thereof by the Board unless a different period of time is specified with the Board's approval. The Contractor's guarantee shall cover all work under the Contract whether or not any portion or trade has been sublet.



OUTDOOR LEARNING ENVIRONMENT TENDERS  
**INSTRUCTIONS TO BIDDERS**

**BID PACKAGE #: 627-CP1619**

**Date: June 16, 2016**

The Contractor agrees to correct promptly, at the Contractor's own expense, defects or deficiencies in the Work which appear prior to and during the period of guarantee, or such longer periods as may be specified for certain products or work.

If the Contractor fails to make any replacements or repairs required hereunder, after notice from the Board and reasonable opportunity to do so, the Board may have such work done at Contractor's expense, including all necessary labour costs in connection therewith. Board shall inform Contractor in advance of the approximate cost of such work to be done by the Board.

**20. SCHEDULE**

The Contractor will be required to perform the work in accordance with the Schedule dates provided in 13. Timing of Project. Ordering of major and long delivery items shall begin immediately upon successful bidder's receipt of contract award. The Contractor will provide a construction schedule within five (5) days of being awarded the project.

*Time is of the essence.* Bidders are to include adequate manpower, overtime and shift work necessary to meet or improve the schedule, and to make up any time lost to weather or normal delays. Include travel, room and board costs for out of town workers, shop overtime and other premiums to expedite material and equipment, shipping premiums and any incentive costs required to meet the schedule.

**21. CONTRACTED SERVICES PROGRAM**

Contractors performing work on Board property must complete the Contracted Services Program. This program has three basic components that **must** be met before the bid is awarded. Contractors who cannot meet the minimum requirements of this program will not be awarded this tender. Program information can be found on the Board's web site at [www.st-clair.net](http://www.st-clair.net) or through the Board contact identified previously in this document.

**22. HEALTH and SAFETY**

The Occupational Health and Safety Act describes the responsibilities of an employer. The Board requires Contractors to maintain procedures, training, and enforcement so that the responsibilities are carried out in the workplace. The Contractor shall abide by and strictly adhere to the regulations and conditions set out and laid down by the most current versions of the Occupational Health and Safety Act. All staff employed or hired by the Contractor and working on the Board's premise **MUST** be trained in WHMIS in accordance with Occupational Health and Safety Act and Regulations. They **MUST** adhere to all of the Board's Health and Safety Procedures and Guidelines and to Municipal By-Laws.

Contractor will submit proof of its health and safety program, procedures and training as detailed above upon request by the Board.

The Contractor shall appoint a Competent Person as the Supervisor of this project. The Competent Person shall be as defined in Section 1 of the Occupational Health and Safety Act.

The successful Contractor shall conform to the Ontario "Occupational Health and Safety Act" and all regulations made under said act and assume full responsibility for contraventions of same.

All workplace injuries or accidents on Board property **MUST** be reported by the Contractor to the Board's representative within 24 hours.

Any workplace injury that is defined under the Occupational Health and Safety Act as a "Critical Injury"



OUTDOOR LEARNING ENVIRONMENT TENDERS  
**INSTRUCTIONS TO BIDDERS**

**BID PACKAGE #: 627-CP1619**

**Date: June 16, 2016**

must be reported to the Board's representative IMMEDIATELY.

**23. SAFE SCHOOL PROCEDURES**

Contractor's staff is required to report to the main office of each school during regular school hours and notify the school office staff of the purpose of the visit. The Contractor is required to adhere to all school specific procedures if applicable.

It is the responsibility of the Contractor's staff to sign in and sign out of the Log Book, which is located in the main office area, while performing their duties.

The following information must be recorded in a legible manner:

- Date
- Company Name
- Employee Name
- Employee Signature
- Reason for Visit
- Time Entering Building
- Time Leaving Building

**24. PARKING**

Contractors must park within the designated areas and allow for provisions to and from the designated parking area onto the job site.

**25. TIE BIDS**

In the event of a tie. A coin flip conducted by the Procurement Specialist with a minimum of one other Board staff will determine the successful proponent.

**END OF INSTRUCTIONS TO BIDDERS**



ST. CLAIR CATHOLIC  
DISTRICT SCHOOL BOARD

*Lighting the Way ~ Rejoicing in Our Journey*

**ST. ANNE CATHOLIC SCHOOL SARNIA, ON  
LANDSCAPING- NATURAL PLAY**

**OUTDOOR LEARNING ENVIRONMENT TENDERS  
BID FORM**

**BID PACKAGE #: 627-CP1619**

**Date: June 16, 2016**

**COMPANY NAME:** \_\_\_\_\_

**TO:** St. Clair Catholic District School Board  
420 Creek St.  
Wallace burg, ON  
N8A 4C4

Attention: **Mr. Tony Prizio**

Contractor may submit pricing for either all schools or just schools of choice.

This contract will be awarded on a per location basis or on the best cost of various groupings. The groupings will be determined by the SCCDSB. Each bidder agrees to the award on this basis.

Tie bids received will be determined by a coin flip. The flip will be done by the Procurement Specialist.

The Drawings, Specifications and other Contract Documents for this Project have been examined, as well as the premises and job site conditions affecting the work. We the undersigned hereby offer to complete the work in accordance with the Contract Documents for the following price in Canadian funds **EXCLUDING HST**.

Project	Description	Amount (Does Not Include HST)	HST
627	St. Anne Catholic School Sarnia ON.	\$	
	<b>TOTAL</b>	<b>\$</b>	

**Contract Price Fixed:** Note that subject to changes in the Contract Price made in accordance with the Contract, the Contract Price is fixed and constitutes the total compensation payable to the Contractor for providing the work. The Contract Price includes all labour, material, equipment, freight, taxes (**excluding HST**), currency exchange costs, insurances required, and **all** other costs and expenses of any kind respecting the work and materials to be provided.

In lawful money of Canada (**H.S.T. excluded**) if notified of the acceptance of the offer within sixty (60) days from the time set for the opening of bids.

We recognize the right of St. Clair Catholic District School Board to accept any bid at the prices submitted or to reject any or all bids.

This Bid includes the work described in:

**ADDENDA No.:** \_\_\_\_\_ Dated \_\_\_\_\_

\_\_\_\_\_ Dated \_\_\_\_\_

**BONDS:**

We submit an Agreement to bond for 50% Performance Bond and 50% labour and material payment bond. The cost of the Bond is not included in the Bid Sum.



ST. CLAIR CATHOLIC  
DISTRICT SCHOOL BOARD

*Lighting the Way ~ Rejoicing in Our Journey*

**ST. ANNE CATHOLIC SCHOOL SARNIA, ON  
LANDSCAPING- NATURAL PLAY**

**OUTDOOR LEARNING ENVIRONMENT TENDERS  
BID FORM**

**BID PACKAGE #: 627-CP1619**

**Date: June 16, 2016**

Premium for 50% Performance and 50% labour and material Bond.

Add to bid amount \$       N/A       (H.S.T. Excluded).

**UNIT PRICES:**

The following unit prices are offered as full compensation for materials, equipment, labour, overheads, profits and taxes, exclusive of H.S.T. for completion of the work described and are to be used when contract adjustments are made on a unit price basis. Unit rates are to be applied to the net difference for each category.

Description	Add	Remove
	\$	\$

**Contractors to fill-out Ron Koudys Landscape Architects Unit Price Quotation Form– see scope of work section.**

**LABOUR RATES:**

The following labour rates are to be used for items not covered by unit prices. Rates include all benefits, overhead/profit and taxes, excluding H.S.T.

**Description of Labour**

Supervisor per hour \$ \_\_\_\_\_

Labourer/Installer per hour \$ \_\_\_\_\_

**EQUIPMENT RATES:**

The following equipment rates are to be used for items not covered by unit prices. Rates include operator, fuel, overhead/profit and taxes, excluding H.S.T.

**Description of Equipment**

\_\_\_\_\_ per hour \$ \_\_\_\_\_

**LIST OF SUBCONTRACTORS:**

---



---



---





ST. CLAIR CATHOLIC  
DISTRICT SCHOOL BOARD

*Lighting the Way ~ Rejoicing in Our Journey*

ST. ANNE CATHOLIC SCHOOL SARNIA, ON  
LANDSCAPING- NATURAL PLAY

OUTDOOR LEARNING ENVIRONMENT TENDERS  
**BID FORM**

**BID PACKAGE #: 627-CP1619**

**Date: June 16, 2016**

**SCHEDULE:**

Work schedule to be confirmed with Paul Lernout 519-360-6262 or Tony Montanino 519.381.1777 after contract has been awarded.

**H.S.T. REGISTRATION:**

Bidder's H.S.T. Registration Number is: \_\_\_\_\_

**CONTRACT**

We hereby agree, if notified of the acceptance of this Bid within the specified time of 60 days, to execute a contract for St. Clair Catholic District School Board by issuance of a purchase order between Owner and Contractor.

Executed this \_\_\_\_\_ day of \_\_\_\_\_, 2016.

**Company Name:** \_\_\_\_\_

**Address:** \_\_\_\_\_  
\_\_\_\_\_  
\_\_\_\_\_

**Telephone Number:** \_\_\_\_\_

**Signature of authorized representative:** \_\_\_\_\_

**Name & Title (please print or type):** \_\_\_\_\_

**(END OF BID FORM)**



ST. CLAIR CATHOLIC  
DISTRICT SCHOOL BOARD  
*Lighting the Way ~ Rejoicing in Our Journey*

ST. ANNE CATHOLIC SCHOOL SARNIA, ON  
LANDSCAPING- NATURAL PLAY

OUTDOOR LEARNING ENVIRONMENT TENDERS

**APPENDIX A – SPECIFICATIONS,  
DRAWINGS & SCOPE OF WORK**

**BID PACKAGE #: 627-CP1619**

**June 16, 2016**

**SPECIFICATIONS, DRAWINGS & SCOPE OF WORK**

The Specifications, Drawings & Scope of Work establish the work to be performed in the contract and take priority regarding the division of work between contracts only if there is a conflict within the bid documents.

Provide all labour, material, equipment and services to install the Outdoor Learning Environment at the schools identified below. Attached drawings and quotation forms for the three schools listed below:.

Facility Name	Address
St. Anne Catholic School	1000 Rapids Parkway Sarnia N7S 6K3

**(END OF SCOPE OF WORK)**

**SECTION 02050 – DEMOLITION****1. GENERAL****1.1 PROTECTION**

- a. Prevent movement, settlement or damage of adjacent structures, services, walks, paving, trees, landscaping, and adjacent grades. Provide bracing and shoring as required. Make good damage and be liable for injury caused by demolition.
- b. There shall be no dry cutting of stone, asphalt, or concrete within the site limits, or Thames Valley District School Board Property.

**SECTION 02210 – SITE GRADING****1. GENERAL****1.1 SITE CONDITIONS**

- a. Known underground and surface utility lines and buried objects may be on site plan. No guarantee is given of completion or accuracy. Contractor to establish exact locations before commencing with work.

**1.2 PROTECTION**

- a. Prevent damage to fencing, trees, landscaping, natural features, bench marks, existing building, existing pavement, utility lines, site appurtenances, water courses which are to remain. Make good any damage.

**2. PRODUCTS****2.1 MATERIALS**

- a. Excavated or graded material to be approved before use as fill for grading work. Protect such approved material from contamination.

**3. EXECUTION****2.1 REMOVAL OF TOPSOIL**

- a. Remove topsoil from areas to be excavated, paved, re-graded. Strip topsoil when dry enough to prevent contamination with sub-grade material.
- b. Do not handle topsoil in wet or frozen condition. Stockpile topsoil on site as direct by the Consultants. Piles are not to exceed 2m (80”) in height.

**2.2 GRADING**

- a. Rough grade to levels, profiles, and contours allowing for surface treatment as indicated.
- b. Rough grade to the following depths below finished grade:
  - i. Sod 200mm (8”)
  - ii. Concrete walks 300mm (12”)
  - iii. Unit paving 300mm (12”)
  - iv. Light duty asphalt paving 300mm (12”)
- c. Slope rough grade away from building 1:50 minimum.

- d. Prior to placing fill over existing ground, scarify surface to depth of 150mm (6"). Moisture content of fill and existing surface to be approximately the same to facilitate bonding.
- e. Compact filled and disturbed areas to Standard Proctor Densities to Section 02260.
- f. Do not disturb soil within branch spread of trees or shrubs to remain.

### 2.3 SURPLUS MATERIAL

- a. Remove material unsuitable for fill, grading or landscaping from site.
- b. Remove surplus material from site.

## **SECTION 02260 – TOPSOIL AND FINISHED GRADING**

### **1. GENERAL**

#### 1.1 HANDLING

- a. Topsoil shall not be handled or delivered while in a frozen or near water saturated condition.

### **2. PRODUCTS**

#### 2.1 MATERIALS

- a. Topsoil: a fertile, friable, natural loam, consisting of neither a heavy clay nor a very light sandy nature. The soil shall be comprised of approximately 45% sand, 35% silt, 20% clay and pH value of between 6 and 7 capable of sustaining vigorous plant growth. To be free of all debris over 25mm diameter and reasonable free of weeds (as determined by Consultant.)
- b. Peat Moss: decomposed plant material, fairly elastic and homogeneous, free of decomposed colloidal residue, wood, sulphur and iron containing minimum 60% organic matter by weight and moisture content, no exceeding 15%. Shredded particles may not exceed 6mm in size. Minimum pH value of peat 4.5, maximum 6.0.
- c. Bone Meal: raw bone meal finely ground with a minimum analysis of 3% nitrogen and 20% phosphoric acid.
- d. Lime: Ground agricultural limestone containing minimum 85% of total carbonates.
- e. Sand: Clean, washed, coarse, free from clay, shale and organic matter.
- f. Mulch: Shredded pine mulch (SPM), free of twigs, leaves, toxins or allergens;
  - i. SPM as distributed by Gro-Bark, Waterloo, 1-888-gro-bark.
  - ii. SPM, as distributed by Fisher's Landscape Depot, London, 519-474-3429
  - iii. SPM as distributed by Baseline Nurseries, London, 519-657-1265.
- g. Mulch: Engineered wood fiber (EWF);
  - i. Fiber Bulk, as distributed by ABC Recreation Lts., Paris, 1-800-267-5753
  - ii. Wood Carpet, as distributed by KSL Design, Brantford, 1-877-757-7529
  - iii. Fibertop, as distributed by Gro-Bark, Waterloo, 1-888-gro-bark

- iv. Fibertop, as distributed by Fisher's Landscape Depot, London, 519-474-3429.
  - v. Fibertop, as distributed by Baseline Nurseries, London, 519-657-1265.
  - vi. ParkMat, as distributed by Townsend Lumber Inc., Tillsonburg, 519-842-7391
- h. Base Material (for Sheds): High Performance Bedding™ (HPB).

## 2.2 SOIL MIXTURES

- a. Bone Meal: Incorporate bone meal into planting soil at a rate of 3kg/m<sup>3</sup> of soil mixture.
- b. Amendments: Apply lime, sulphur or other amendment at a rate determined from soil same test. Thoroughly mix amendment into topsoil and planting soil.

## 3. EXECUTION

### 3.1 PREPARATION

- a. Grade sub-grade, eliminating uneven areas and low spots, ensuring positive drainage. Remove debris, roots, branches, stones in excess of 50mm diameter and other deleterious material. Remove subsoil that has been contaminated with oil, gasoline, or calcium chloride. Dispose of removed materials off site, and as directed by the Consultant.
- b. Cultivate entire area which is to receive topsoil to depth of 100mm. Repeat cultivation in those areas where equipment used for hauling and spreading has compacted sub-grade.
- c. Mixing and screening of planting soil to be done on site in an approved area. No mixing to be done on paved areas.

### 3.2 PLACEMENT OF SOIL

- a. Do not spread topsoil until Consultant has inspected and approved sub-grade.
- b. Spread topsoil with adequate moisture in uniform layers during dry weather over approved, dry, unfrozen sub-grade.
- c. Apply topsoil up to finished grade to the following minimum depths:
  - i. 150mm (6") for seeded/sodded areas
  - ii. 300mm (12") for ground cover areas
  - iii. 450mm (18") for shrub beds
- d. Remove stones, roots, grass, weeds, construction materials, debris and foreign non-organic objects from topsoil.
- e. Equally spread topsoil around trees and plants.

### 3.3 FINISH GRADING

- a. Fine grade mechanically entire top soiled area to contours as indicated. Eliminate rough spots and low areas to ensure positive drainage.
- b. Exterior foundation walls shall extend not less than 150 mm above finished ground level.

- c. Fine grade and loosen topsoil prior to seeding/sodding. Eliminate rough spots and low areas to ensure positive drainage. Prepare loosen friable soil bed by means of discing and subsequent raking. Roll lightly and rake where topsoil is too loose.
- d. Roll topsoil with a 70kg – 90kg handroller, minimum 900mm (36”) wide, to compact and retain surface.
- e. Leave surface smooth, uniform, firm against deep foot printing, with a fine loose surface texture.

## **SECTION 06110 – ROUGH CARPENTRY**

### **1. GENERAL**

#### **1.1 WARRANTY**

- a. Provide a written warranty signed and issued in the name of the Owner and Project stating that the Contractor warrants all workmanship for minimum 2 years.

### **2. PRODUCTS**

#### **2.1 LUMBER MATERIAL**

- a. Except as indicated or specified otherwise, lumber shall be softwood, S4S, moisture content (MC) not greater than 19% at time of installation, in accordance with following standards:
  - i. CSA 0141, latest revised edition
  - ii. CAN/CSA Z-614-14
  - iii. NLGA Standard Grading Rules for Canadian Lumber, latest revised edition and supplement
- b. Machine stress-rated lumber is acceptable for all purposes.
- c. Board sizes: Eastern Spruce species, NLGA construction grade
- d. Dimension sizes: Jack Pine species, NLGA construction grade

#### **2.2 SOURCE QUALITY CONTROL**

- a. Identify lumber by grade stamp of an agency certified by Canadian Lumber Standards Administration Board.

#### **2.3 PANEL MATERIAL**

- a. Douglas Fir plywood, exterior grade.

#### **2.4 FASTENING AND HARDWARE**

- a. In accordance with Part 4 of OBC latest edition as supplemented by following requirements except where specific type is indicated.
- b. Nails Spikes and Staples: To Part 4 of OBC latest revised edition and as follows:
  - i. Use common spiral nails and spiral spikes except where indicated otherwise.

- ii. Use hot galvanized finish steel for exterior work, interior highly humid areas and for pressure-preservative and fire-retardant treated lumber except where indicated otherwise.
- c. Bolt, Nut, Washer, Screw and Pin Type Fasteners: With hot-dip galvanized finish to CSA G164-11965, latest revised edition, for exterior work, interior highly humid areas and for pressure-preservative and fire-retardant treated lumber, elsewhere with primer paint finish where installed on sight-exposed surfaces.
- d. Use surface fastenings of following types, except where specific type is indicated.
  - i. To hollow masonry, plaster and panel surfaces use toggle bolt.
  - ii. To solid masonry and concrete use expansion shield with lag screw, jute fibre or lead plug with wood screw.
- iii. To structural steel use bolts through drilled hole, or welded stud-bolts or power driven self-drilling screw, or welded stud-bolt.

### 2.5 WOOD PRESERVATIVE

- a. Surface-Applied Wood Preservative: Copper naphthenate base, water repellent wood preservative, colored.

## 3. EXECUTION

### 3.1 APPEARANCE GRADE MATERIALS

- a. Install lumber materials designated "Appearance" (A) Grade so that grade-marks and other defacing marks are not visible on surfaces specified to be left unfinished or to be finished with translucent or transparent type coating. Surface cutting or sanding to remove such marks is acceptable only in locations where defacement will not be evident after finishing.

### 3.2 ROUGH BUCKS, NAILERS, FURRING

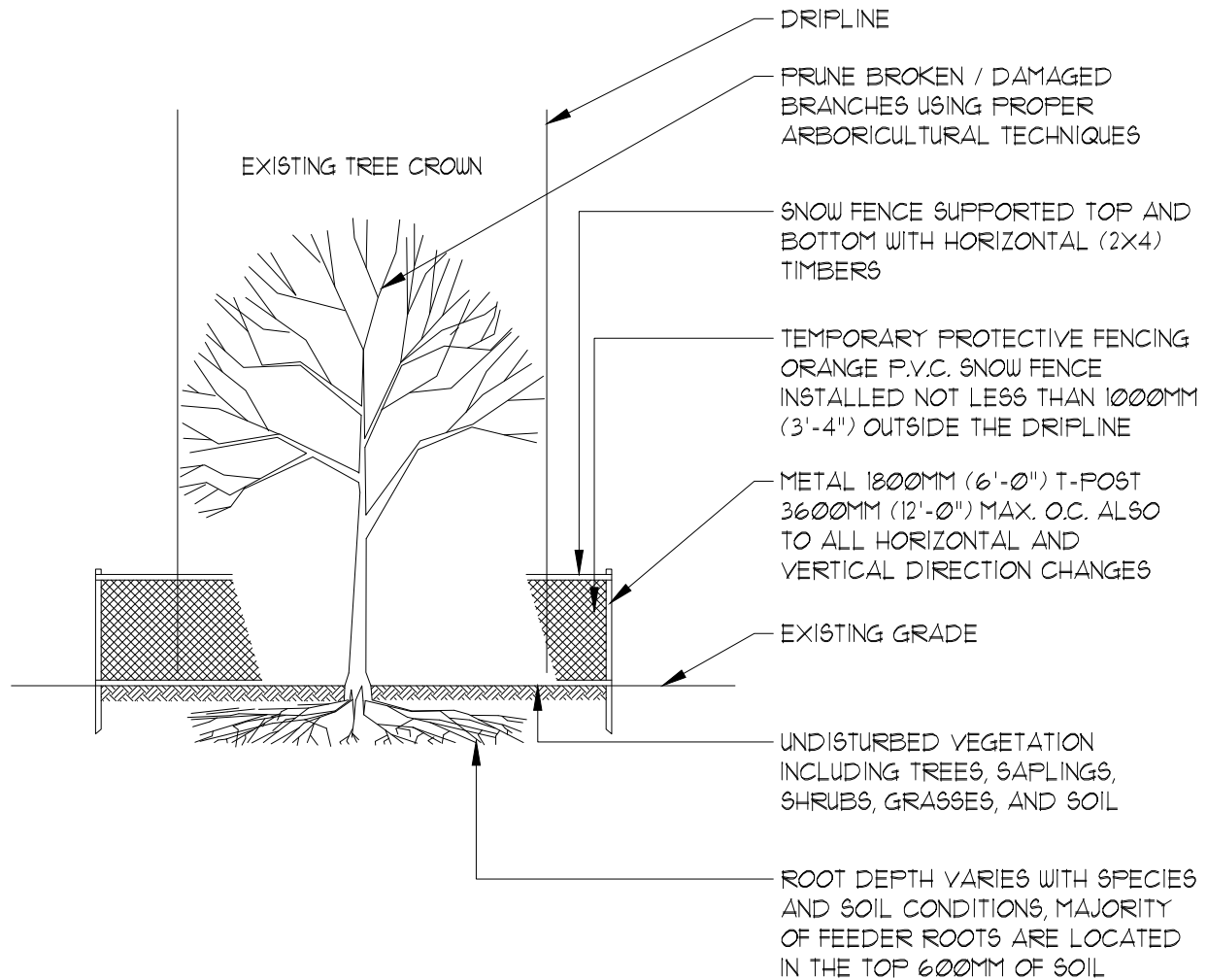
- a. Countersink bolts where necessary to provide clearance for other work.

### 3.3 SURFACE-APPLIED WOOD PRESERVATIVE

- a. Treat surfaces of material with wood preservative, before installation. Wherever possible apply preservative after materials have been cut and fit to size
- b. Apply preservative by dipping, or by brush or spray to completely saturate and maintain wet film on surface for minimum 3 minute soak on lumber and one minute soak on plywood.
- c. Re-treat surfaces exposed by cutting, trimming or boring with liberal brush application of preservative before installation.

**END OF SPECIFICATIONS**

# PVC SNOW FENCE

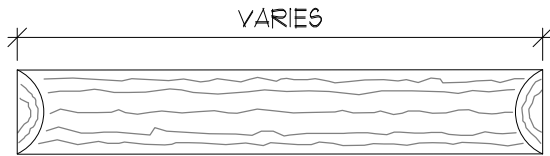


## NOTES:

1. EXISTING TREES ARE TO BE PROTECTED FROM CONSTRUCTION WITH THE INSTALLATION OF A 1200MM (4'-0") HIGH SNOW FENCE, AT NOT LESS THAN 1000MM (3'-4") FROM THE EXISTING DRIPLINE, HELD IN PLACE WITH 1800MM (6'-0") 'T-BAR'.
2. THE BARRIER IS TO BE INSTALLED PRIOR TO ANY CONSTRUCTION AND MUST REMAIN IN PLACE UNTIL ALL CONSTRUCTION IS COMPLETED.
3. ALL SUPPORTS AND BRACING SHOULD BE INSIDE THE TREE PROTECTION ZONE. ALL SUCH SUPPORTS SHOULD MINIMIZE DAMAGING ROOTS IN THE TREE PROTECTION ZONE.
4. NO CONSTRUCTION ACTIVITY, GRADE CHANGES, SURFACE TREATMENT, OR EXCAVATION OF ANY KIND IS PERMITTED WITHIN THE TREE PROTECTION ZONE.
5. NO MOVEMENT OF EQUIPMENT, STORAGE OF BUILDING SUPPLIES, CLEANING OR EQUIPMENT, OR DUMPING OF SOLVENTS, GASOLINE, ETC., MAY OCCUR WITHIN THIS FENCE LINE.
6. WHERE HIGH QUALITY SPECIMENS OCCUR ADJACENT TO AREAS SUBJECTED TO INTENSIVE CONSTRUCTION ACTIVITY, WOODEN CRIBBING SHOULD BE INSTALLED TO PROTECT TRUNKS FROM DAMAGE IN THE EVENT THAT HEAVY EQUIPMENT BREAKS DOWN THE SNOW FENCING.
7. FENCE TO BE INSPECTED BY ENVIRONMENTAL CONSULTANT ON A REGULAR BASIS AND BE MAINTAINED BY THE SUBDIVIDER / BUILDER.

**U.01 TEMP. TREE PROTECTION BARRIER - N.T.S.**



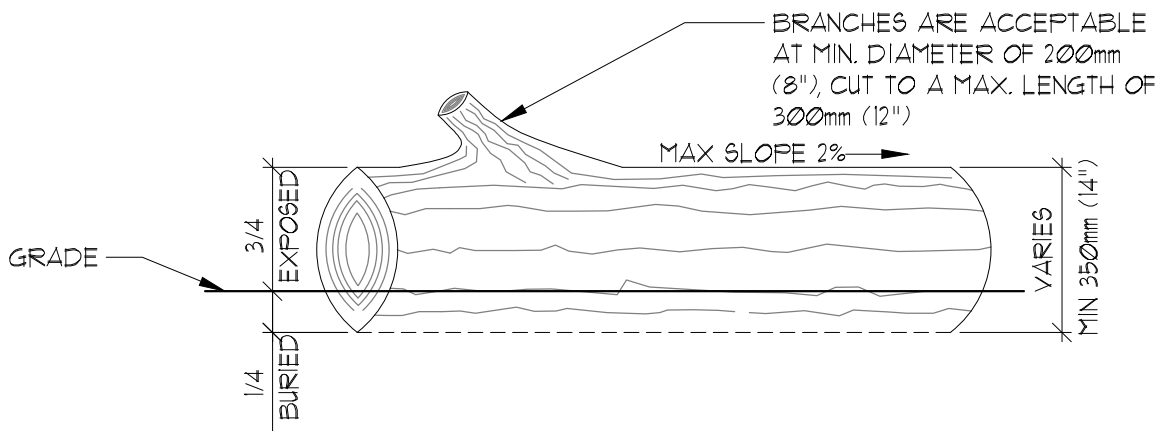


ARRANGEMENT OF LOGS  
TO VARY - REFER TO  
LANDSCAPE PLAN

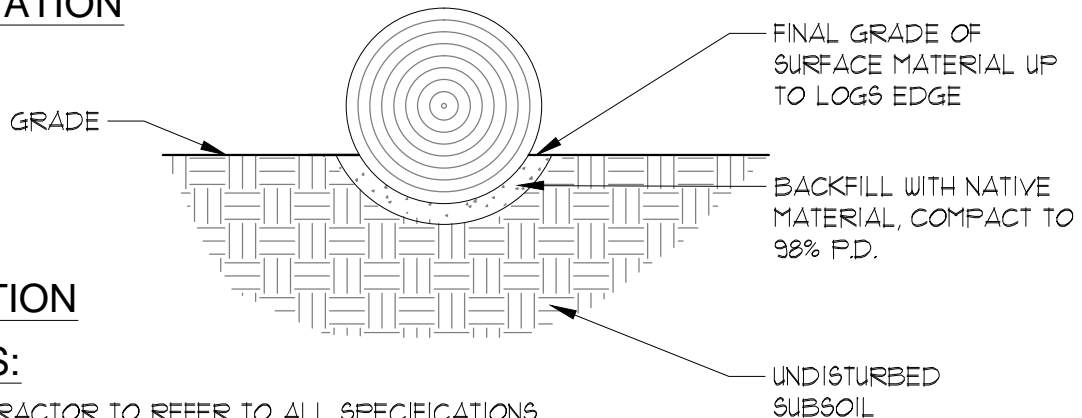


DESIRED LOOK.  
NOTE: REFER TO LANDSCAPE PLANS FOR  
SURROUNDING SURFACE REQUIREMENTS.

## PLAN



## ELEVATION

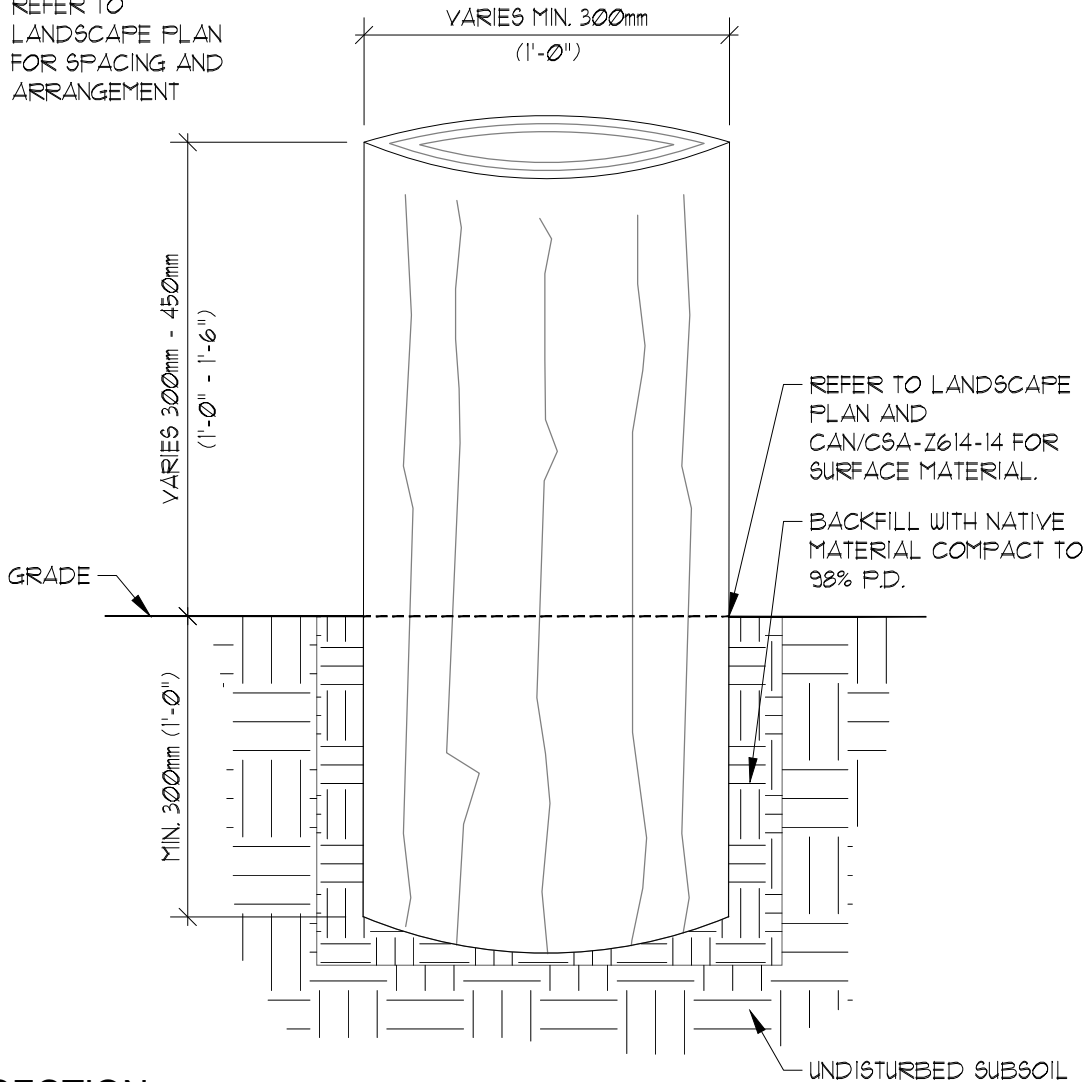


## SECTION

### NOTES:

1. CONTRACTOR TO REFER TO ALL SPECIFICATIONS.
2. CONTRACTOR TO SUPPLY AND INSTALL LARGE LOGS.
3. SEATING LOGS AS INDICATED ON PLANS ARE SCHEMATIC ONLY, EXACT PLACEMENT TO BE COMPLETED UNDER THE DIRECT SUPERVISION OF THE CONSULTANT.
4. LOGS WILL VARY IN LENGTH AND DIAMETER, WITH A MINIMUM DIAMETER OF 350mm (14").
5. LOGS ARE TO BE BURIED 1/4 BELOW GRADE TO PREVENT MOVEMENT.
6. CONTRACTOR TO ENSURE NO SHARP EDGES, CORNERS, OR OBJECTS.
7. LOGS TO BE OF OAK, ASH, HARD MAPLE OR BEECH SPECIES, OR APPROVED ALTERNATE.
8. ALL SELECTED LOGS TO BE APPROVED BY CONSULTANT.
9. ALL WORKMANSHIP TO BE IN ACCORDANCE TO CAN/CSA-Z614-14.
10. THE INTENDED USE OF THIS COMPONENT IS TO BE PLAYED WITH BOTH FEET PLACED FIRMLY ON THE GROUND.

REFER TO  
LANDSCAPE PLAN  
FOR SPACING AND  
ARRANGEMENT



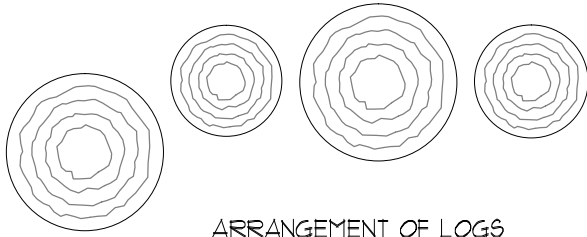
## SECTION

### NOTES:

1. CONTRACTOR TO REFER TO ALL SPECIFICATIONS.
2. CONTRACTOR TO SUPPLY AND INSTALL LOGS.
3. VERTICAL LOGS AS INDICATED ON PLANS ARE SCHEMATIC ONLY, EXACT PLACEMENT TO BE COMPLETED UNDER THE DIRECT SUPERVISION OF THE CONSULTANT.
4. REFER TO LANDSCAPE PLAN FOR SPACING AND ARRANGEMENT.
5. LOGS TO BE CUT CLEANLY AND WITH A LEVEL SURFACE.
6. LOGS TO BE INSTALLED PLUMB AND VERTICAL.
7. CONTRACTOR TO ENSURE NO SHARP EDGES, CORNERS, OR OBJECTS.
8. LOGS TO BE OF OAK, ASH, HARD MAPLE OR BEECH SPECIES, OR APPROVED ALTERNATE.
9. ALL SELECTED LOGS TO BE APPROVED BY CONSULTANT.

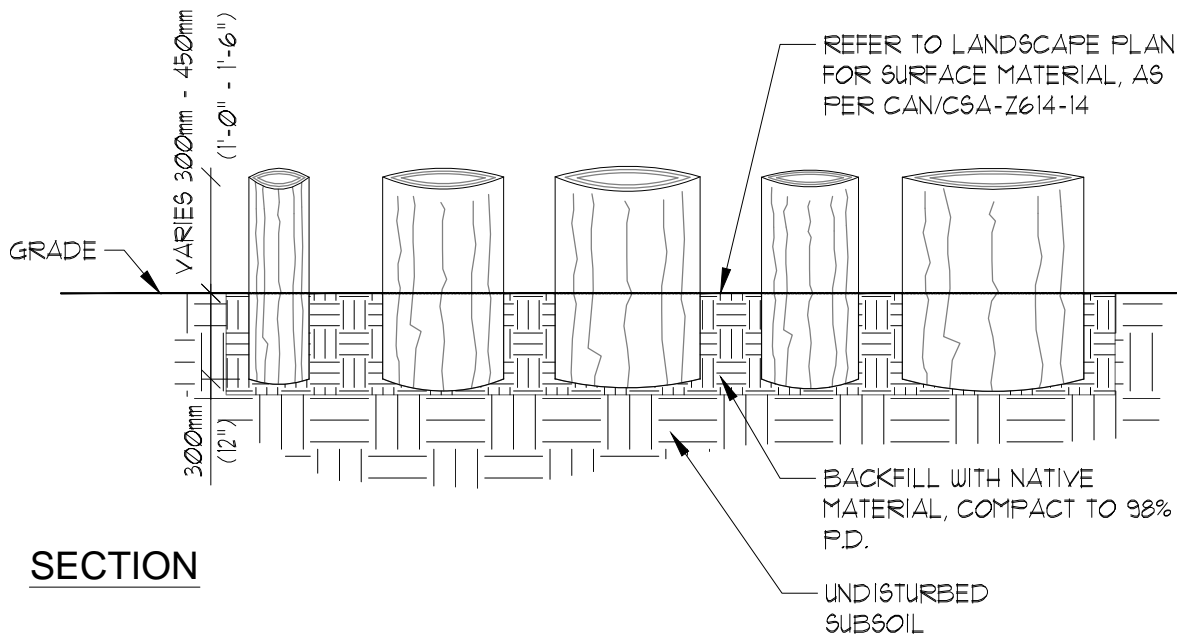
**F.00 STANDARD UPRIGHT LOG**

**N.T.S.**



ARRANGEMENT OF LOGS  
TO VARY - REFER TO  
LANDSCAPE PLAN

## PLAN



## SECTION

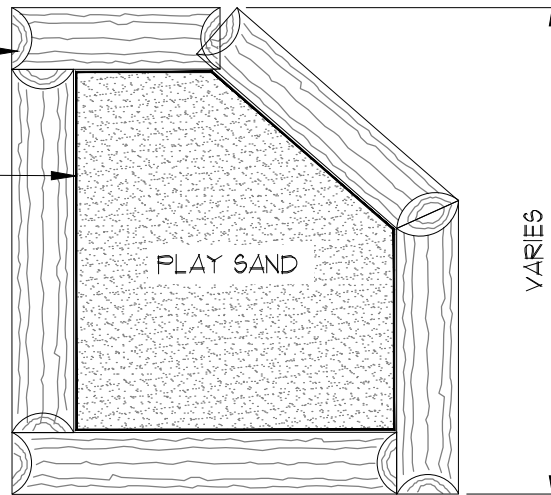
### NOTES:

1. CONTRACTOR TO REFER TO ALL SPECIFICATIONS.
2. CONTRACTOR TO SUPPLY AND INSTALL LOGS.
3. VERTICAL LOGS AS INDICATED ON PLANS ARE SCHEMATIC ONLY, EXACT PLACEMENT TO BE COMPLETED UNDER THE DIRECT SUPERVISION OF THE CONSULTANT.
4. LOGS WILL VARY IN LENGTH AND DIAMETER, WITH A MINIMUM DIAMETER OF 300mm (1'-0").
5. LOGS ARE TO BE BURIED 300mm (1'-0") BELOW GRADE.
6. LOGS TO BE CUT CLEANLY AND WITH A LEVEL SURFACE.
7. LOGS TO BE INSTALLED PLUMB AND VERTICAL.
8. CONTRACTOR TO ENSURE NO SHARP EDGES, CORNERS, OR OBJECTS.
9. LOGS TO BE OF OAK, ASH, HARD MAPLE OR BEECH SPECIES, OR APPROVED ALTERNATE.
10. ALL SELECTED LOGS TO BE APPROVED BY CONSULTANT.

PLACE ADJACENT LOGS IN TIGHT FORMATION TO AVOID GAPS. MAX. GAPS OF 25mm (1")

FABRIC LINER MUST BE FREE OF HOLES AND RIPS, AND PLACED SNUG AGAINST LOGS

REFER TO LANDSCAPE PLAN FOR EXACT SIZE, AND LAYOUT



## PLAN

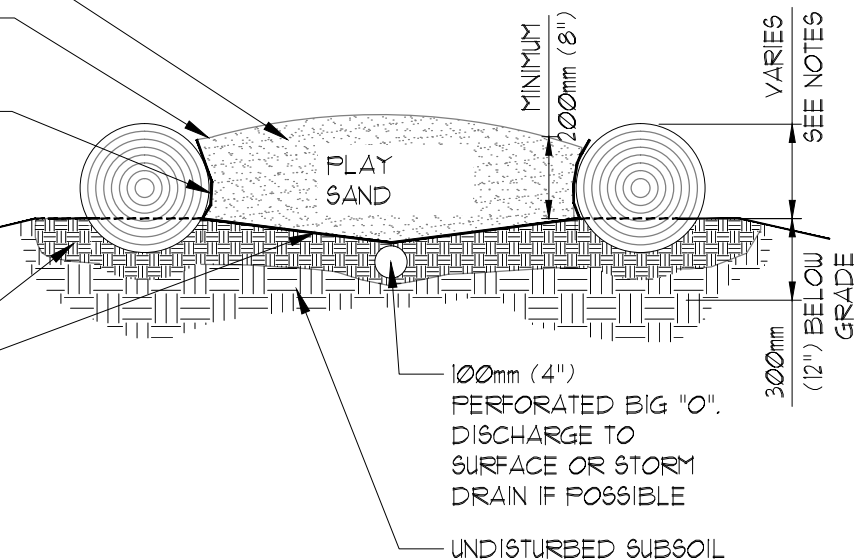
PLAY SAND AS PER CAN/CSA-Z614-14  
FILL PLAY SAND TO 50mm (2") BELOW TOP OF LOGS

NON WOVEN GEO-TEXTILE FILTER W/ MIN. 300mm (12") OVERLAP IF SEAM IS REQUIRED

POSITIVE DRAINAGE

BACKFILL WITH NATIVE MATERIAL, COMPACT TO 98% P.D.

5% SLOPE



## SECTION

### NOTES:

1. CONTRACTOR TO REFER TO ALL SPECIFICATIONS.
2. CONTRACTOR TO SUPPLY AND INSTALL ALL MATERIALS AS NOTED ABOVE.
3. ARRANGEMENT AS INDICATED ON PLAN IS SCHEMATIC ONLY, EXACT PLACEMENT TO BE COMPLETED UNDER THE DIRECT SUPERVISION OF THE LANDSCAPE ARCHITECT.
4. LOGS WILL VARY IN LENGTH AND DIAMETER, WITH A MIN. DIAMETER OF 350mm (14").
5. LOGS TO BE BURIED 1/4 BELOW GRADE TO PREVENT MOVEMENT.
6. CONTRACTOR TO ENSURE THAT LOGS ARE INSTALLED IN TIGHT FORMATION TO REDUCE GAPS.
7. LOGS TO BE OF OAK, ASH, HARD MAPLE, OR BEECH SPECIES OR APPROVED ALTERNATE.
8. CONTRACTOR TO ENSURE NO SHARP EDGES, CORNERS, OR OBJECTS.
9. CONTRACTOR TO PROVIDE POSITIVE DRAINAGE WHERE POSSIBLE.
10. QUALITY OF SAND TO BE PLAY SAND AS PER CAN/CSA-Z614-14, FREE OF DIRT AND DEBRIS, FILLED TO 2" BELOW TOP OF LOWEST LOGS.

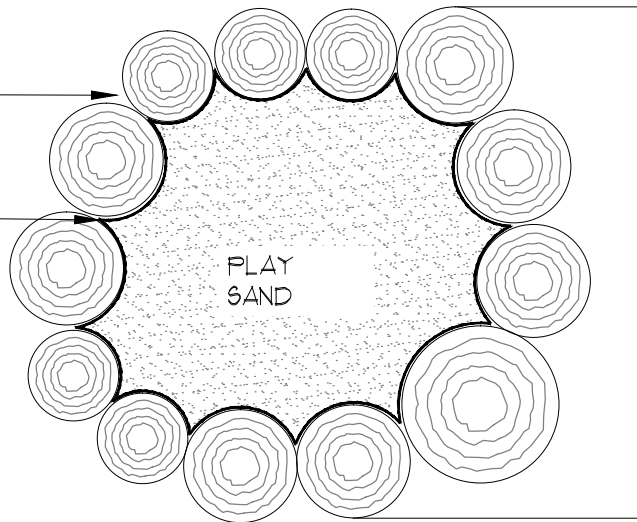
N.T.S.

# D.2 HORIZONTAL LOG SAND PIT DETAIL

PLACE ADJACENT LOGS IN TIGHT FORMATION TO AVOID GAPS. MAX. GAPS OF 25mm (1")

FABRIC LINER MUST BE FREE OF HOLES AND RIPS, AND PLACED SNUG AGAINST LOGS

REFER TO LANDSCAPE PLAN FOR EXACT SIZE, AND LAYOUT



## PLAN

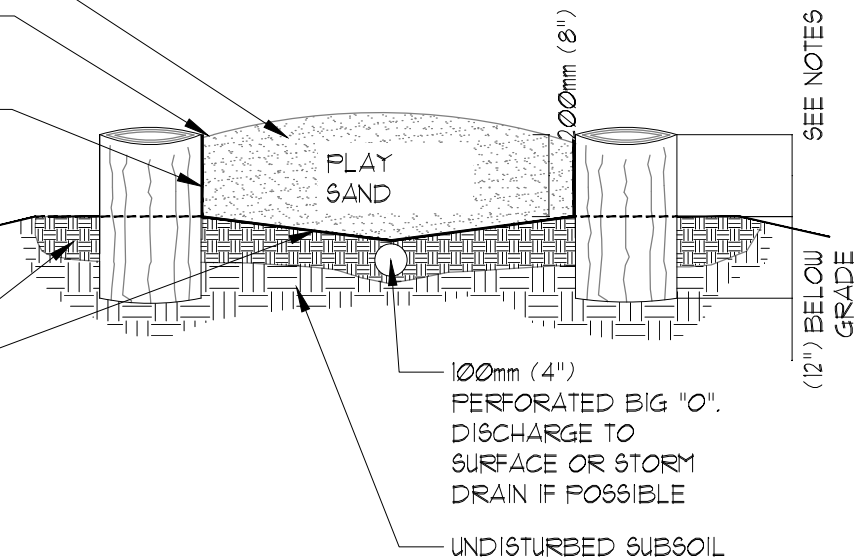
PLAY SAND AS PER CAN/CSA-Z614-14  
FILL PLAY SAND TO 50mm (2") BELOW TOP OF

LOGS. NON WOVEN GEO-TEXTILE FILTER W/ MIN. 300mm (12") OVERLAP IF SEAM IS REQUIRED

POSITIVE DRAINAGE

BACKFILL WITH NATIVE MATERIAL, COMPACT TO 98% P.D.

5% SLOPE



## SECTION

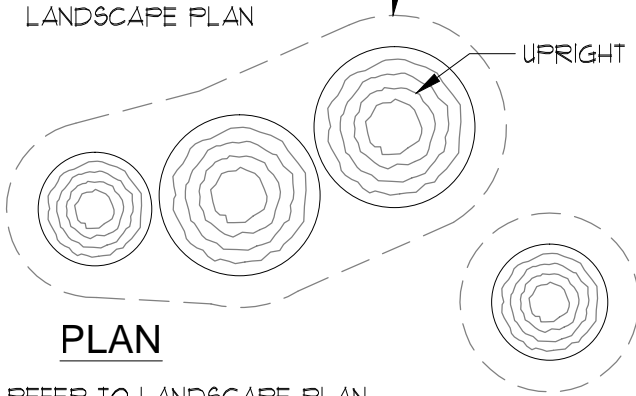
### NOTES:

1. CONTRACTOR TO REFER TO ALL SPECIFICATIONS.
2. CONTRACTOR TO SUPPLY AND INSTALL ALL MATERIALS AS NOTED ABOVE.
3. ARRANGEMENT AS INDICATED ON PLAN IS SCHEMATIC ONLY, EXACT PLACEMENT TO BE COMPLETED UNDER THE DIRECT SUPERVISION OF THE LANDSCAPE ARCHITECT.
4. LOGS TO VARY IN DIAMETER, VARYING FROM MIN. OF 300mm (12") TO MAX. OF 500mm (20").
5. LOGS TO BE INSTALLED AT VARYING HEIGHTS AT A RANGE OF 300mm (12") ABOVE GRADE TO 400mm (16") ABOVE GRADE.
6. CONTRACTOR TO ENSURE THAT LOGS ARE INSTALLED IN TIGHT FORMATION TO REDUCE GAPS.
7. LOGS TO BE INSTALLED VERTICAL AND PLUMB WITH CLEANLY CUT TOP SURFACES TO A DEPTH OF 300mm (12") BELOW GRADE.
8. LOGS TO BE OF OAK, ASH, HARD MAPLE, OR BEECH SPECIES OR APPROVED ALTERNATE.
9. CONTRACTOR TO ENSURE NO SHARP EDGES, CORNERS, OR OBJECTS.
10. CONTRACTOR TO PROVIDE POSITIVE DRAINAGE WHERE POSSIBLE.
11. QUALITY OF SAND TO BE PLAY SAND AS PER CAN/CSA-Z614-14, FREE OF DIRT AND DEBRIS, FILLED TO 2" BELOW TOP OF LOWEST LOGS.

ARRANGEMENT OF LOGS  
TO VARY - REFER TO  
LANDSCAPE PLAN

CONCRETE COLLAR,  
BELOW

UPRIGHT LOG



**PLAN**



**DESIRED LOOK**

REFER TO LANDSCAPE PLAN  
FOR SURFACE MATERIAL, AS  
PER CAN/CSA-Z614-14

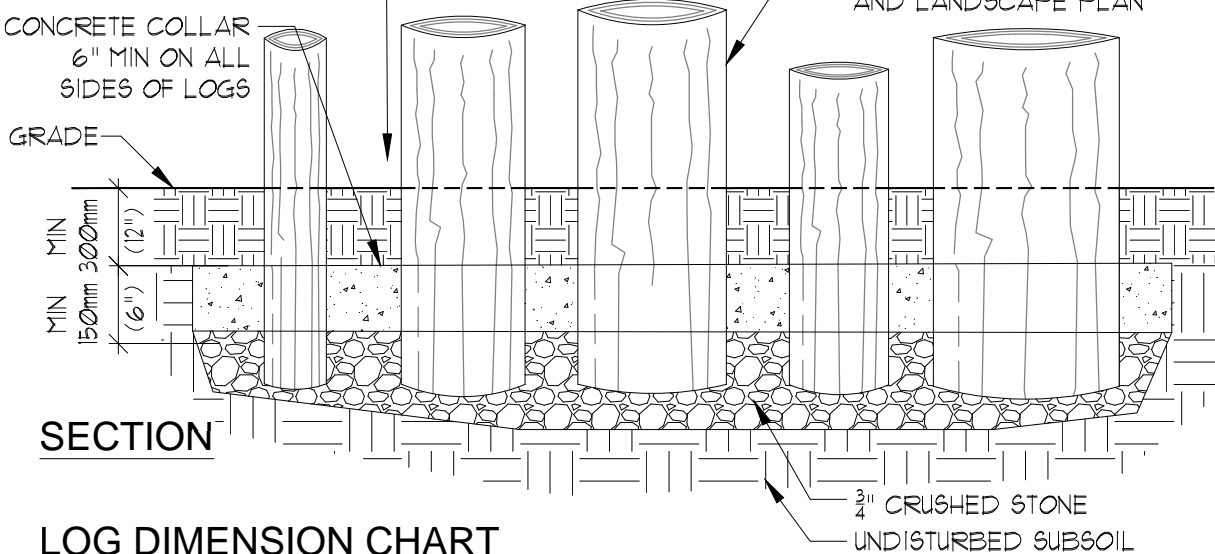
CONCRETE COLLAR  
6" MIN ON ALL  
SIDES OF LOGS

GRADE

MIN  
300mm  
(12")

MIN  
150mm  
(6")

HEIGHT (HT.) AND SPACING  
TO VARY, SEE CHART BELOW  
AND LANDSCAPE PLAN



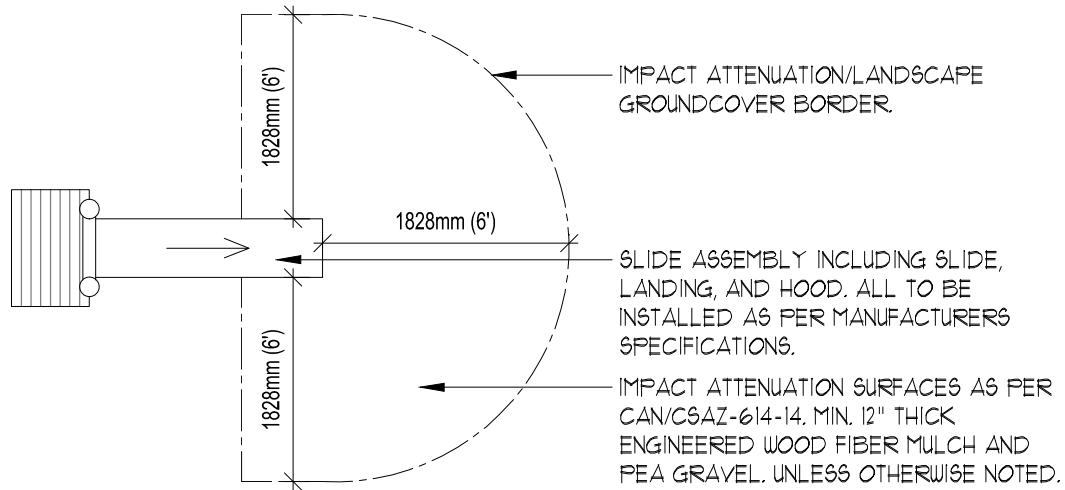
**SECTION**

**LOG DIMENSION CHART**

AGE GROUP	MIN. LOG DIA.	MAX. SPACING BTW/ ADJ. LOGS	MAX. LOG HT. ABOVE GRADE
18 MONTHS - 2yr (TODDLER)	200mm (8")	300mm (12")	REFER TO LANDSCAPE PLAN
2yr - 5yr (KINDERGARDEN)	300mm (12")	350mm (14")	REFER TO LANDSCAPE PLAN
5yr+(FULL DAY KINDERGARDEN)	300mm (12")	450mm (18")	REFER TO LANDSCAPE PLAN

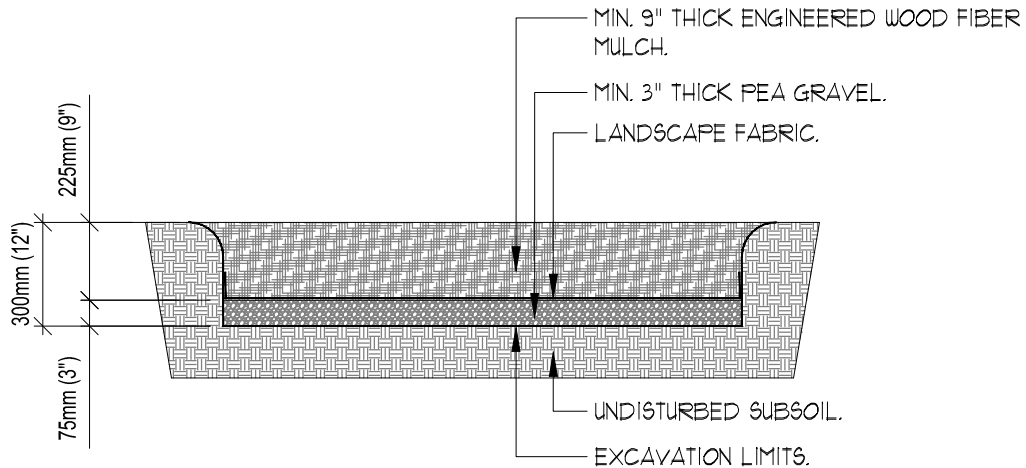
**NOTES:**

1. CONTRACTOR TO REFER TO ALL SPECIFICATIONS.
2. CONTRACTOR TO SUPPLY AND INSTALL LOGS.
3. VERTICAL LOGS AS INDICATED ON PLANS ARE SCHEMATIC ONLY, EXACT PLACEMENT TO BE COMPLETED UNDER THE DIRECT SUPERVISION OF THE CONSULTANT.
4. LOGS TO BE CUT CLEANLY AND WITH A LEVEL SURFACE.
5. LOGS TO BE INSTALLED PLUMB AND VERTICAL.
6. MAX. HEIGHT AND MIN. DIAMETER OF LOGS SPECIFIED IN ABOVE CHART.
7. MAX. DISTANCES BETWEEN ADJACENT LOGS AND MAX ELEVATION DIFFERENCES BETWEEN ADJACENT LOGS SPECIFIED IN ABOVE CHART.
8. CONTRACTOR TO ENSURE NO SHARP EDGES, CORNERS, OR OBJECTS.
9. LOGS TO BE OF OAK, ASH, HARD MAPLE OR BEECH SPECIES, OR APPROVED ALTERNATE.
10. ALL SELECTED LOGS TO BE APPROVED BY CONSULTANT.



## PLAN VIEW

NOTE: SLIDE IS SHOWN FOR REFERENCE ONLY - IMPACT ATTENUATION APPLIES TO ALL FEATURES THAT HAVE 'FALL HEIGHT' AND AS DIRECTED ON LANDSCAPE PLANS.

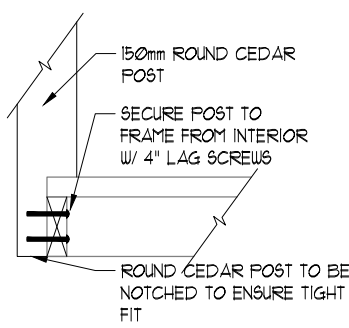
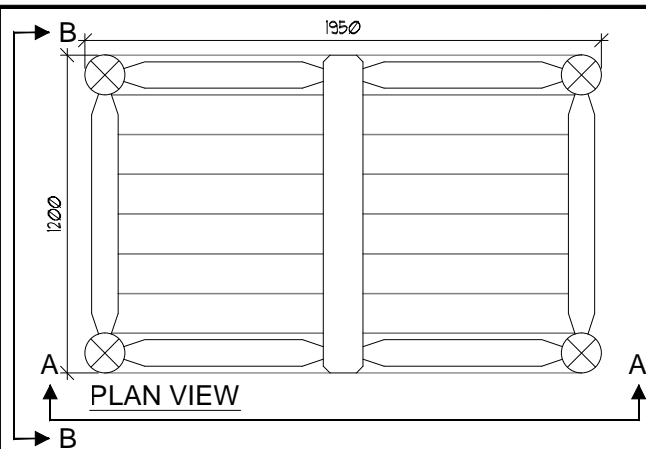


## SECTION

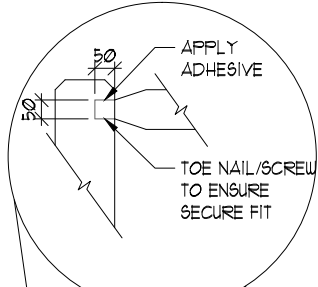
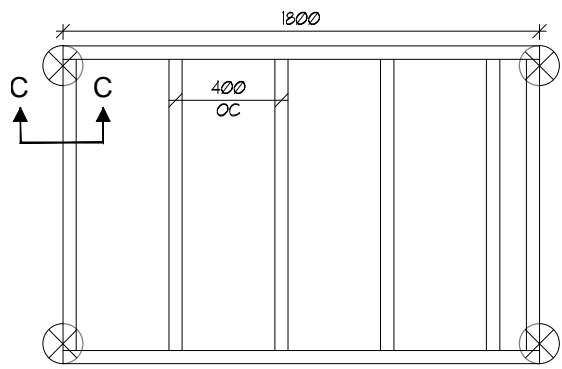
### NOTES:

1. CONTRACTOR TO REFER TO ALL SPECIFICATIONS.
2. CONTRACTOR TO SUPPLY AND INSTALL MULCH, PEA GRAVEL, AND FILTER CLOTH AS INDICATED.
3. IMPACT ATTENUATION TO BE INSTALLED TO A MINIMUM 6' CLEARANCE RADIUS AROUND ANY EDGE OF FEATURE. REFER TO LANDSCAPE PLAN FOR DIMENSION AND LAYOUTS.
4. IMPACT ATTENUATION SURFACING TO BE FLUSH WITH SURROUNDING GRADE OR AS INDICATED BY SPOT ELEVATIONS AND GRADING PLANS.
5. CONTRACTOR TO ENSURE NO SHARP EDGES, CORNERS, OR OBJECTS.

**IMPACT ATTENUATION SURFACING N.T.S.**

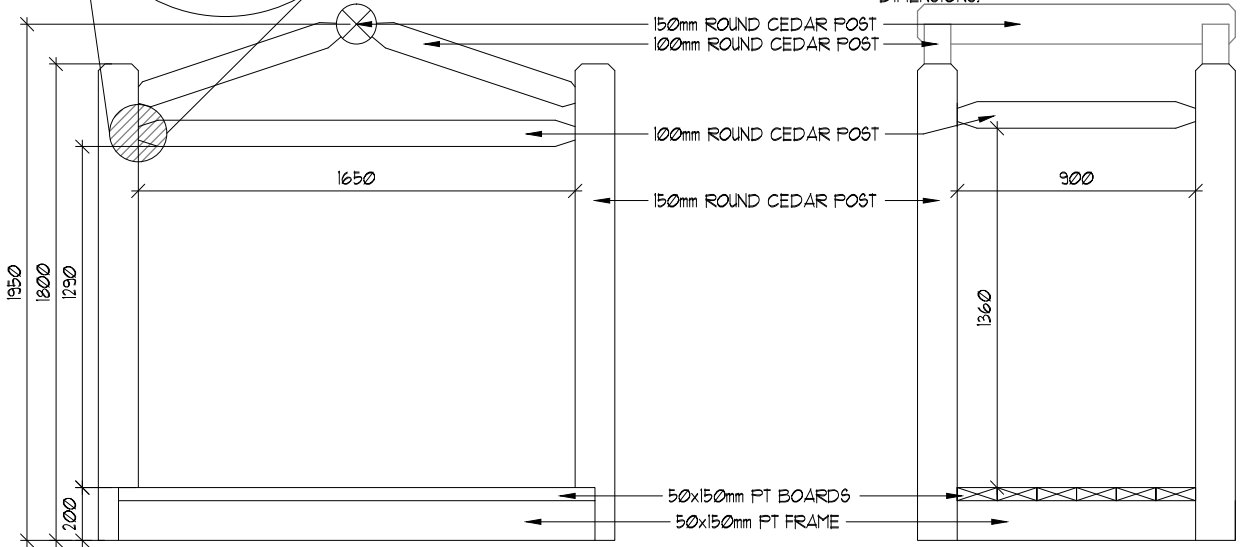



- NOTES**
1. ALL WOOD TO BE NATIONAL LUMBER GRADE ASSOC. (N.L.G.A.) - SELECT TIGHT KNOT (S.T.K.) GRADE PRESSURE TREATED BOARD AS PER AN/CSA-Z614-14 UNLESS OTHERWISE SPECIFIED.
  2. MIN. POST DIMENSIONS: 150mm (6").
  3. ALL DIMENSIONS IN MILLIMETRES UNLESS NOTED OTHERWISE.
  4. FINISH COLOUR TO BE CONSISTENT WITH NATURAL COLOUR OR AGED WOOD. TO BE APPROVED BY CONSULTANT, AND MEET LUMBER SUPPLIERS RECOMMENDED ASTM.
  5. ALL HARDWARE TO BE HOT DIPPED GALVANIZED AS PER CAN/CSA-Z614-14. CONTRACTOR TO ENSURE NO SHARP EDGES, CORNERS, OR OBJECTS.
  7. ALL WOOD TO BE SANDED FOR SMOOTH FINISH TO CONSULTANT'S SATISFACTION.
  8. CONTRACTOR TO SUPPLY AND INSTALL MATERIALS AS NOTED.
  9. OWNER TO PROVIDE ADDITIONAL ACCESSORIES ARE DESIRED.
  10. ALL MATERIALS TO BE SECURELY FASTENED.
  11. CONTRACTOR TO COUNTER SINK ALL FASTENERS.
  12. DIMENSIONS AS SHOWN ARE FOR A 4'x6' STAGE. CONTRACTOR TO REFER TO LANDSCAPE PLANS FOR ACTUAL STAGE DIMENSIONS.

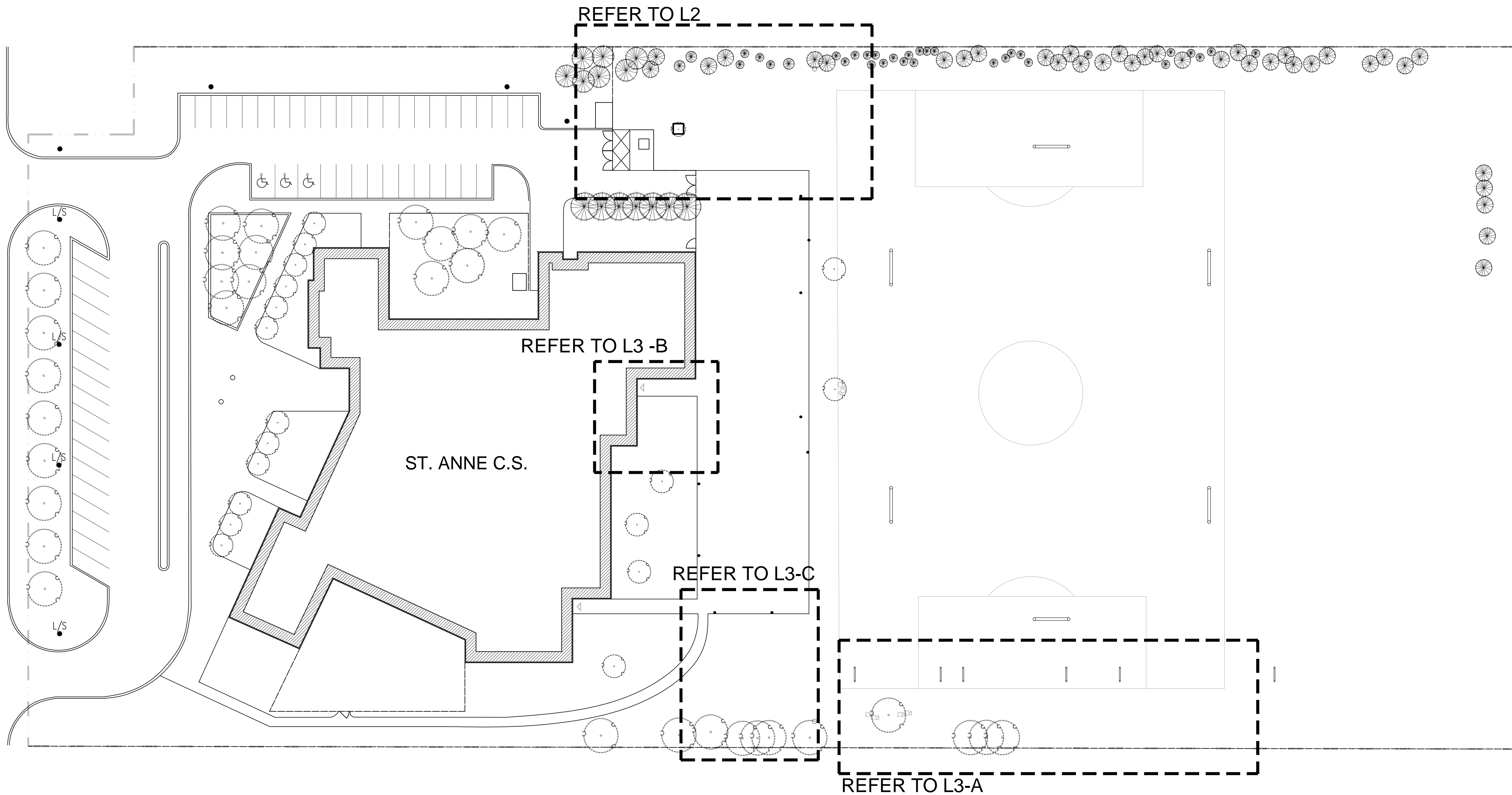


**PLAN VIEW - FRAMING**  
NOTE: ALL FRAMING TO BE 50x150mm

50x150mm PT BOARDS SECURELY FASTENED TO FRAME.








**OVERALL PLAN**  
SCALE = N.T.S.



**ST. CLAIR CATHOLIC**  
DISTRICT SCHOOL BOARD

**RON KOUDYS**  
LANDSCAPE  
ARCHITECTS INC




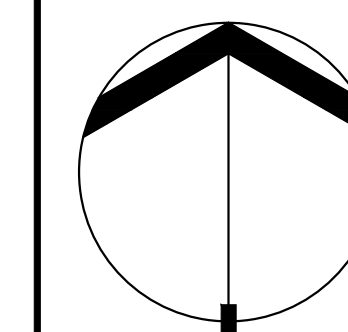
ALL DRAWINGS REMAIN THE PROPERTY OF THE LANDSCAPE ARCHITECT AND SHALL NOT BE REPRODUCED OR REUSED WITHOUT THE LANDSCAPE ARCHITECTS WRITTEN PERMISSION.

THIS DRAWING SHALL NOT BE USED FOR CONSTRUCTION OR TENDER PURPOSES UNLESS SIGNED AND DATED BY RONALD H. KOUDYS, O.A.L.A. C.S.L.A., LANDSCAPE ARCHITECT, LONDON, ONTARIO (519) 667-3322.

Ronald H. Koudys, O.A.L.A. C.S.L.A. DATE \_\_\_\_\_

DATE	DESCRIPTION	No.
JUNE 17, 2016	ISSUED FOR TENDER	2.
JAN. 22, 2016	ISSUED FOR REVIEW	1

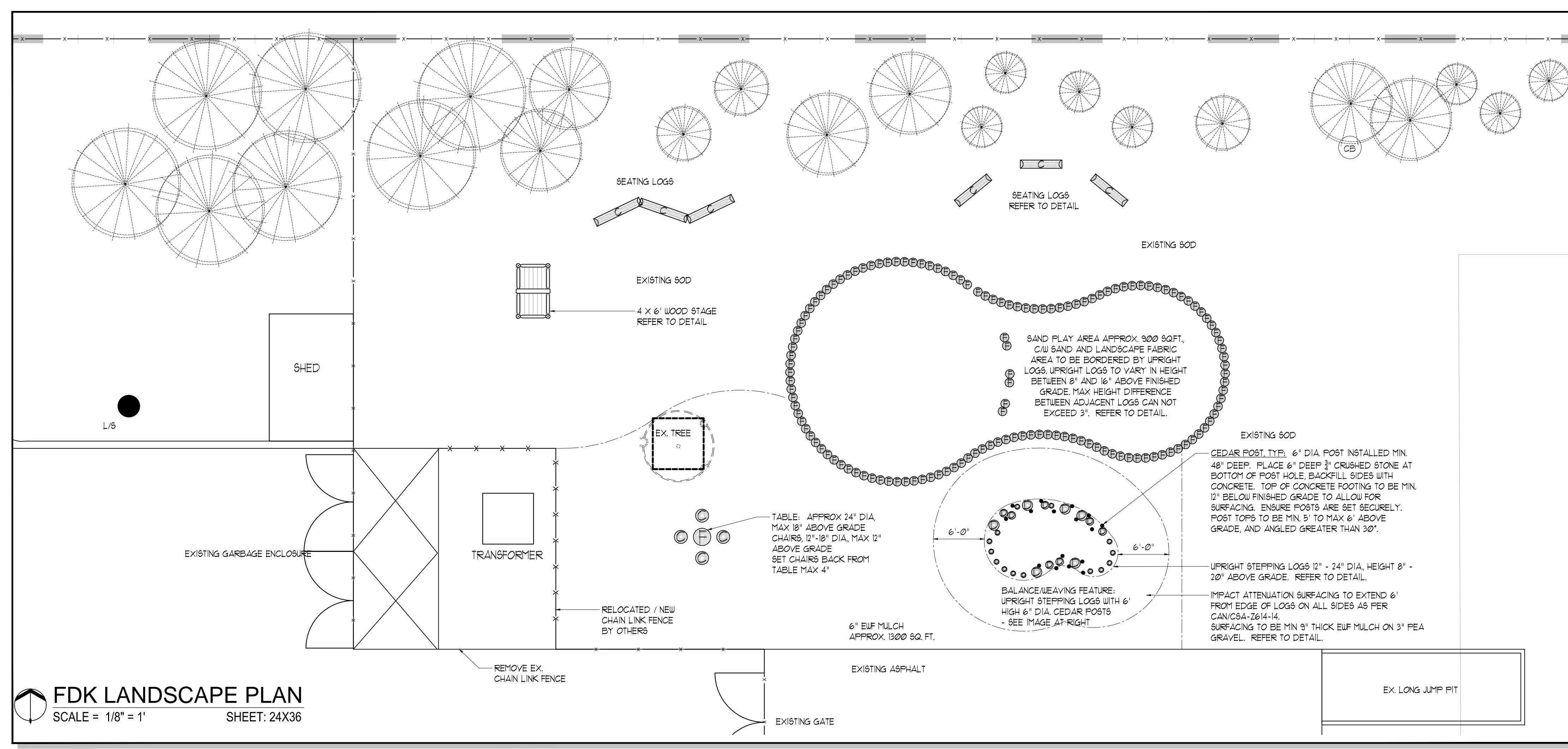
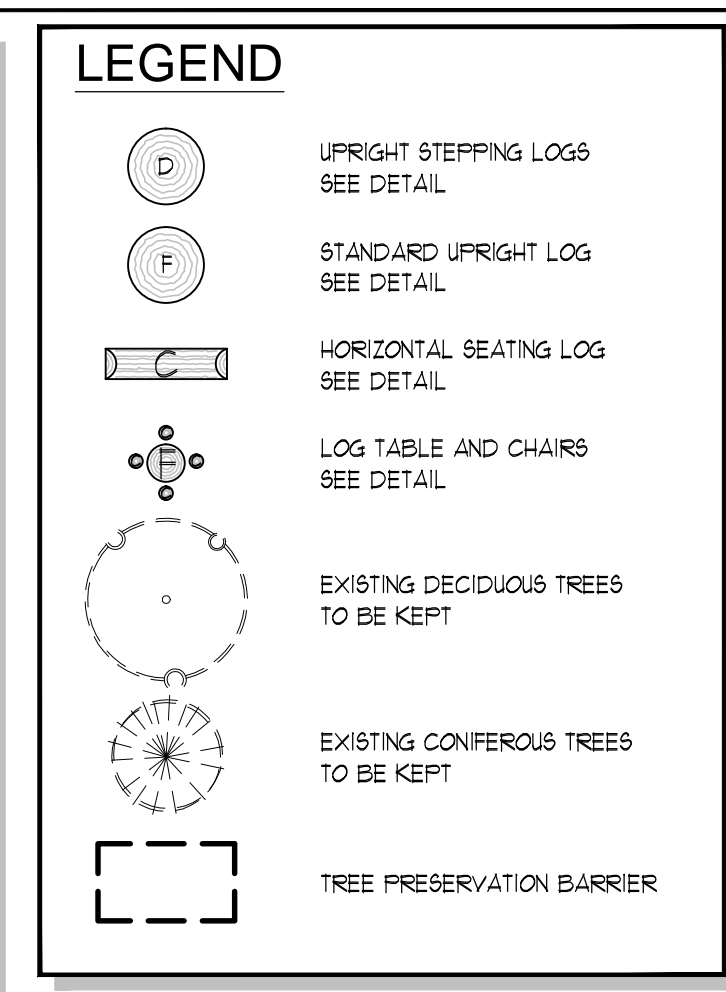
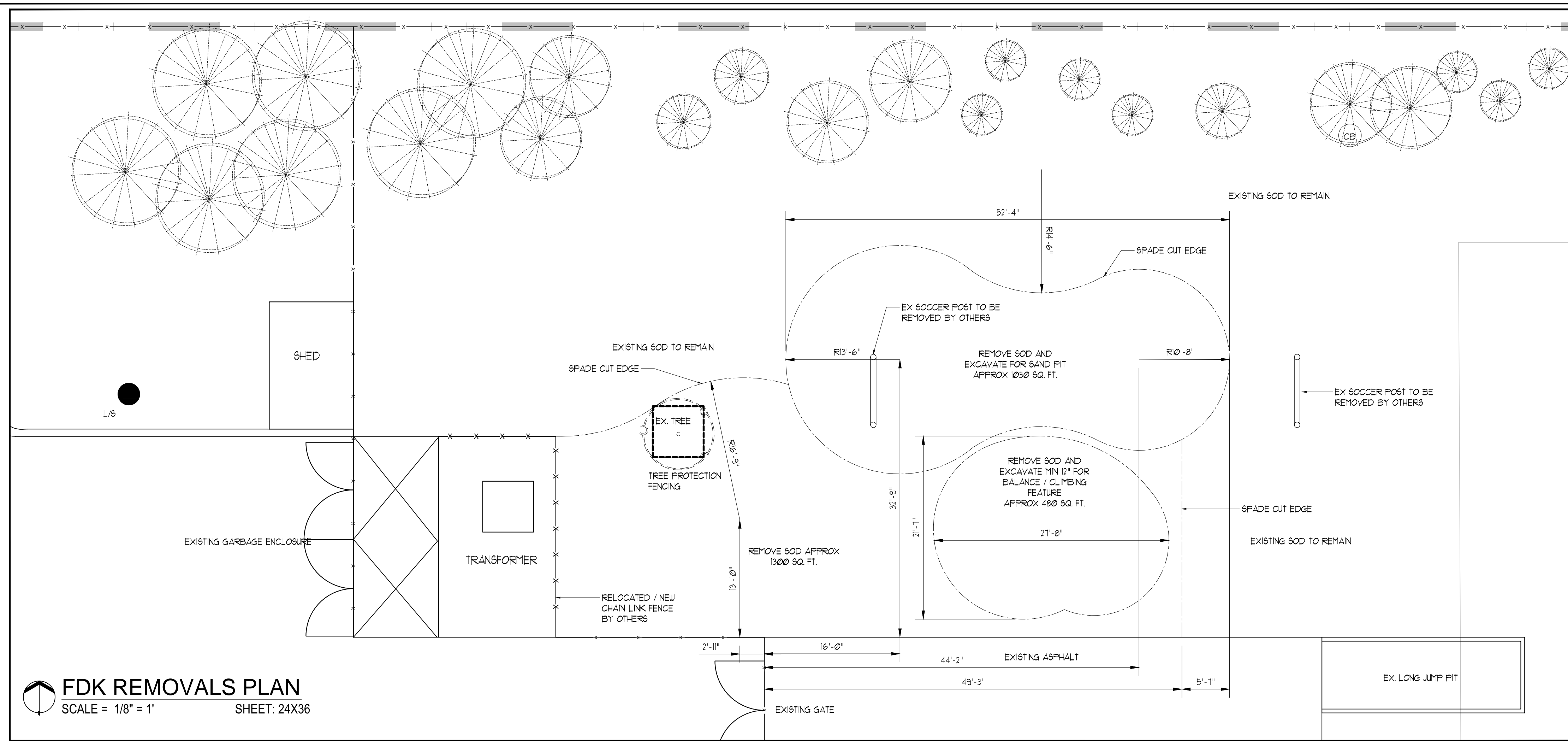
**PLOTTING INFORMATION:**  
PLOTTED DATE • JUNE 17, 2016  
PLOTTED SCALE • 1:1



**PROJECT TITLE:**  
627  
ST. ANNE C.S.  
1000 THE RAPIDS PARKWAY  
SARNIA, ON N7S 6K3

**DRAWING TITLE:**  
LANDSCAPE  
PLAN

DATE: JAN. 2016	SCALE: AS NOTED	DRAWING No.:
DRAWN: RKL/Inc.	CHECKED BY: RHK	L-1
PROJECT No.:	15-271 L-C	




ALL DRAWINGS REMAIN THE PROPERTY OF THE LANDSCAPE ARCHITECT AND SHALL NOT BE REPRODUCED OR REUSED WITHOUT THE LANDSCAPE ARCHITECTS WRITTEN PERMISSION.

THIS DRAWING SHALL NOT BE USED FOR CONSTRUCTION OR TENDER PURPOSES UNLESS SIGNED AND DATED BY RONALD H. KOUUDYS, O.A.L.A. C.S.L.A., LANDSCAPE ARCHITECT, LONDON, ONTARIO (519) 687-3322.

Ronald H. Kouudys, O.A.L.A. C.S.L.A. DATE

DATE	DESCRIPTION	No.
JUNE 17, 2016	ISSUED FOR TENDER	2.
JAN. 22, 2016	ISSUED FOR REVIEW	1

**PLOTTING INFORMATION:**  
PLOTTED DATE: JUNE 17, 2016  
PLOTTED SCALE: 1/1

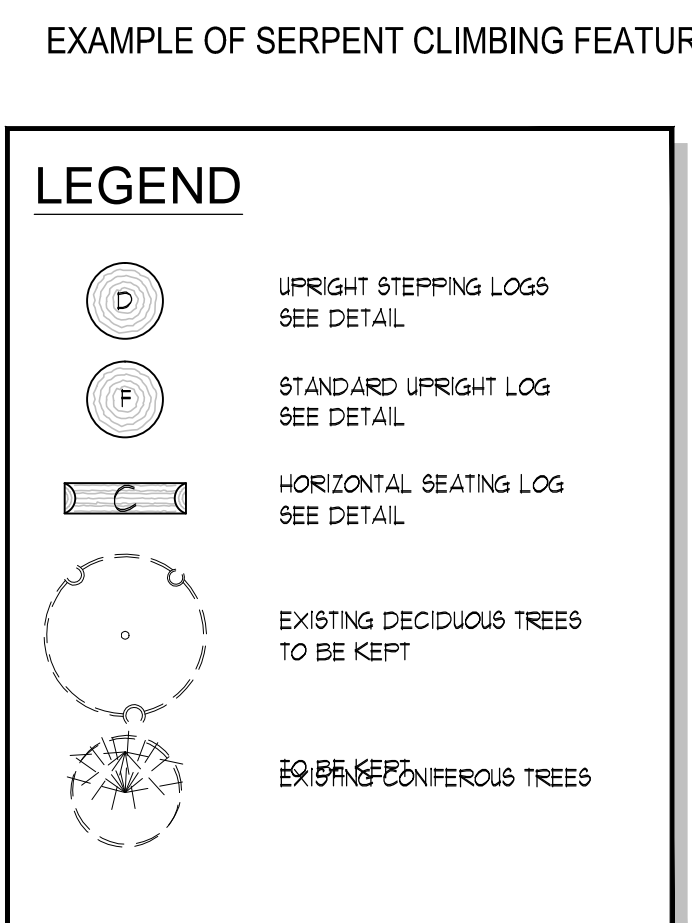
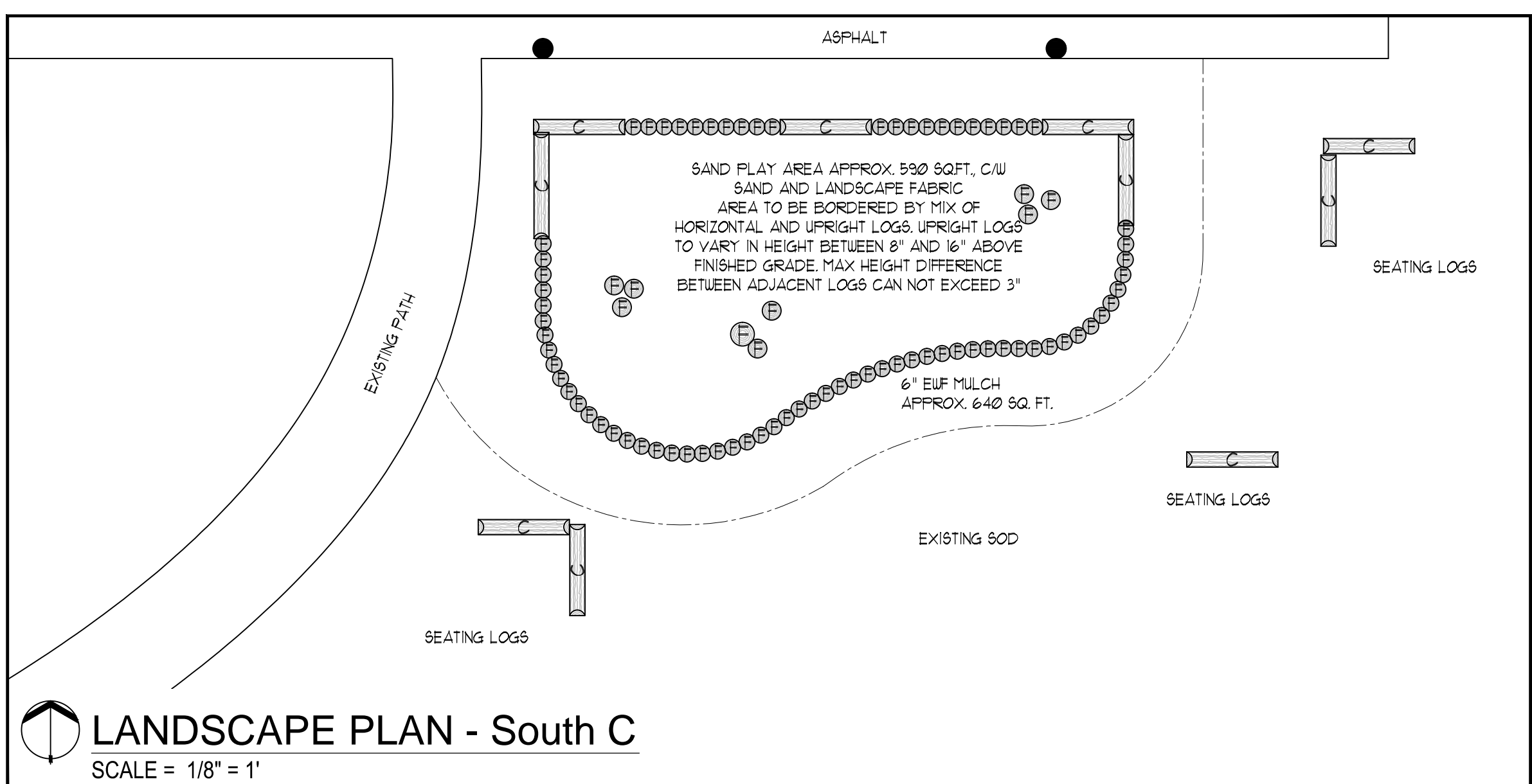
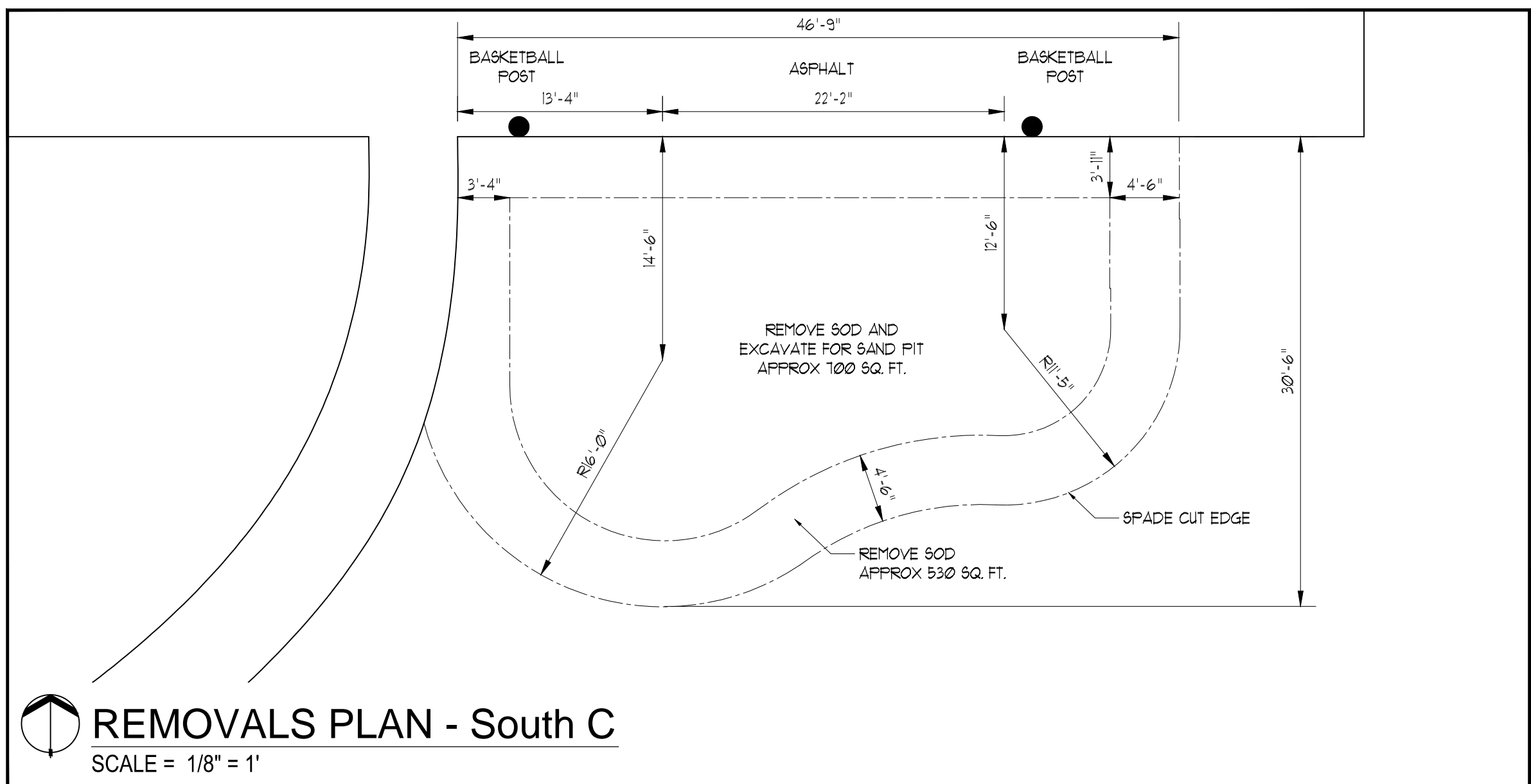
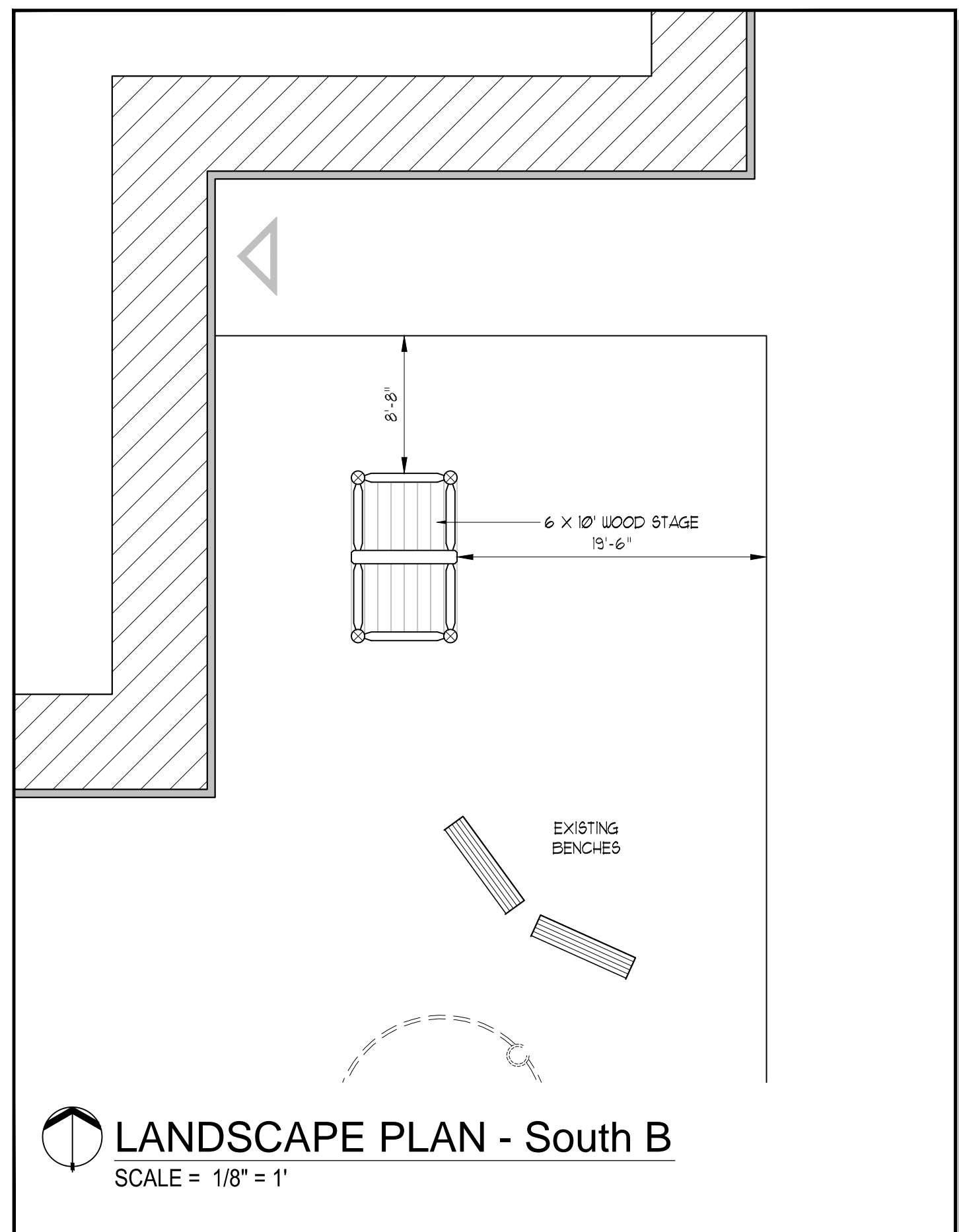
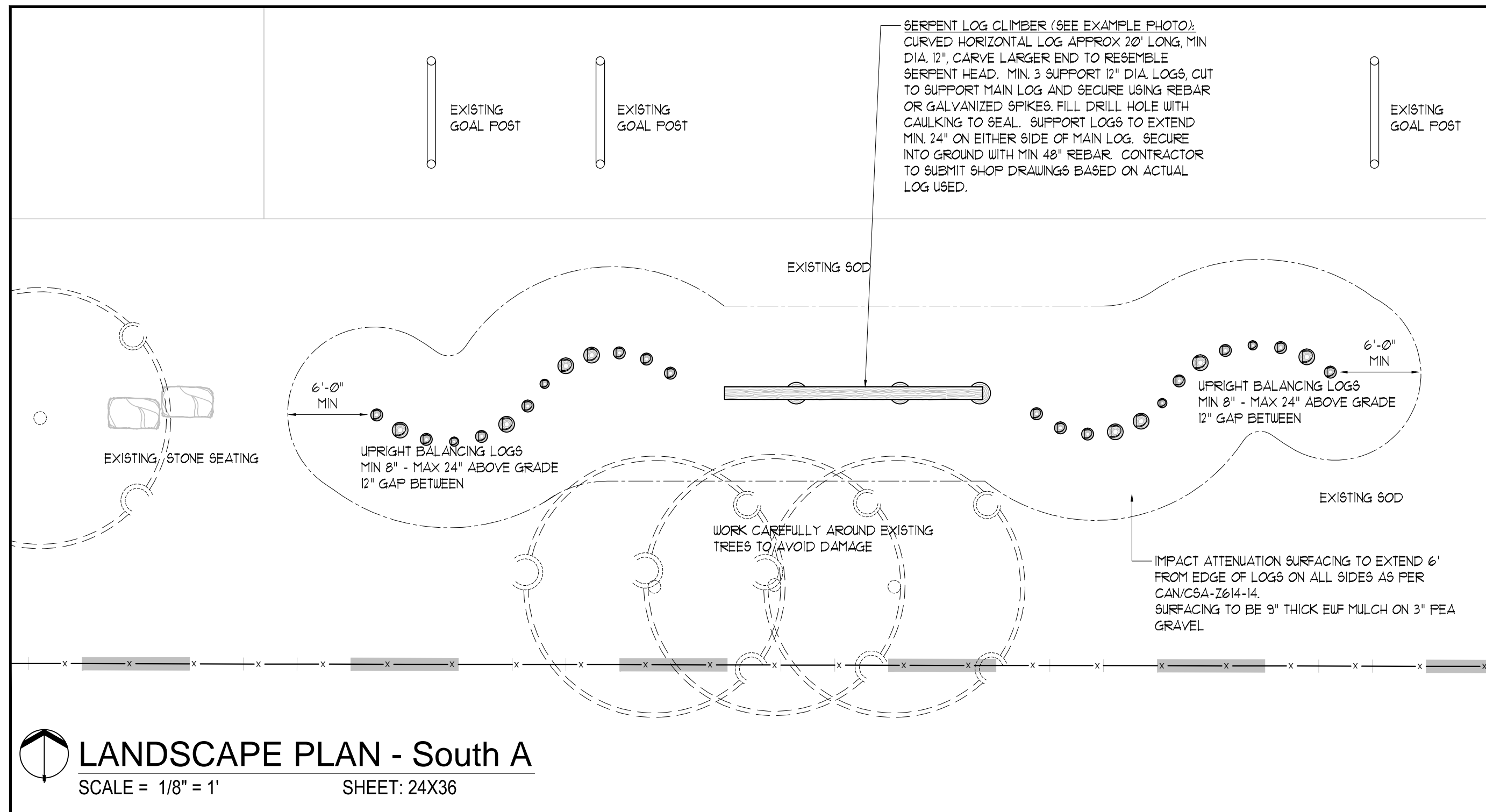
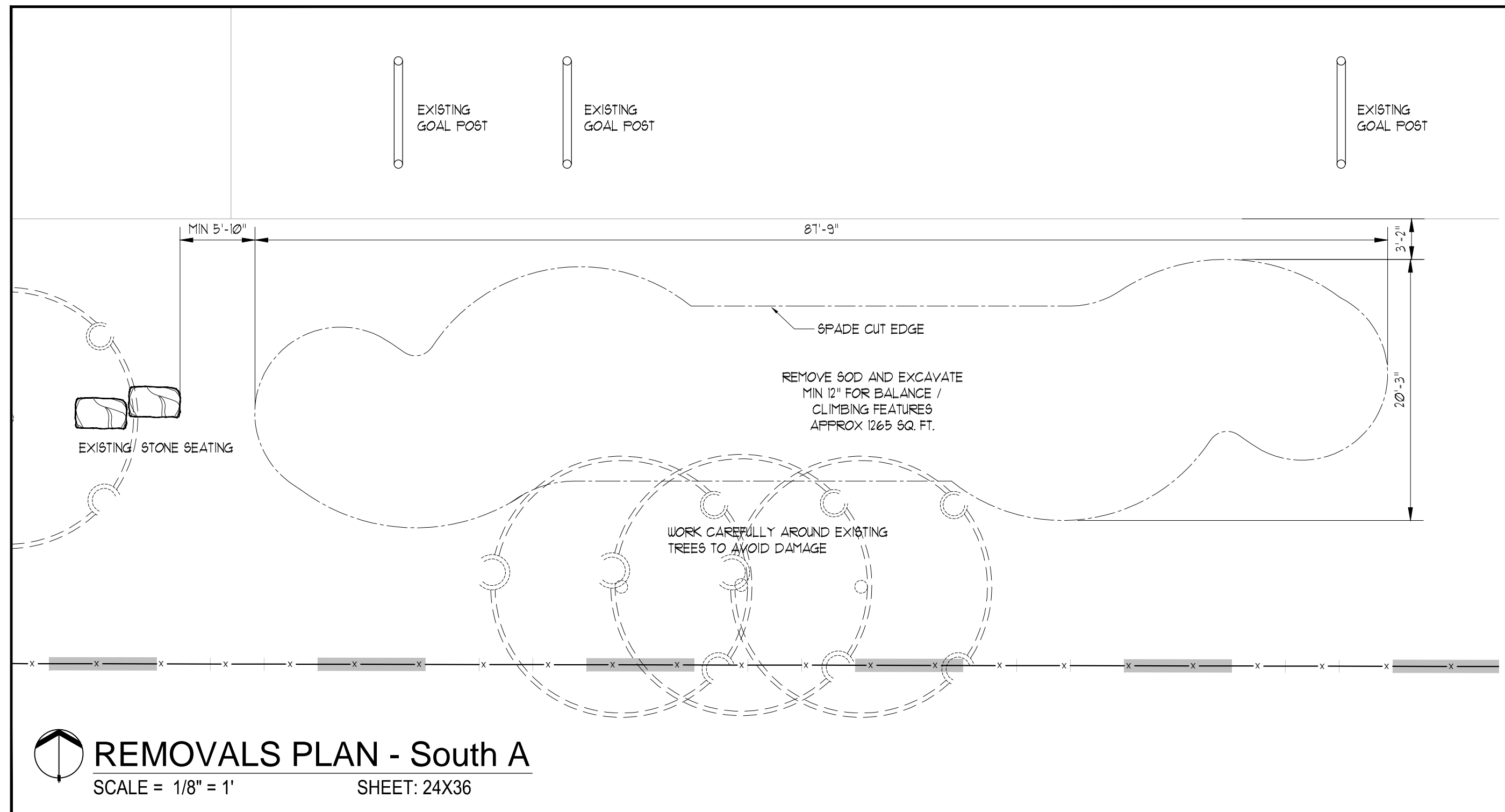


**PROJECT TITLE:**  
627 ST. ANNE C.S.  
1000 THE RAPIDS PARKWAY  
SARNIA, ON N7S 6K3

**DRAWING TITLE:**  
LANDSCAPE PLAN

DATE:	SCALE:	DRAWING No.
JAN. 2016	AS NOTED	L-2
DRAWN: RKL, Inc.	CHECKED BY: RJK	
PROJECT No.		

15-271 L-C




ALL DRAWINGS REMAIN THE PROPERTY OF THE LANDSCAPE ARCHITECT AND SHALL NOT BE REPRODUCED OR REUSED WITHOUT THE LANDSCAPE ARCHITECTS WRITTEN PERMISSION.  
THIS DRAWING SHALL NOT BE USED FOR CONSTRUCTION OR TENDER PURPOSES UNLESS SIGNED AND DATED BY RONALD H. KOUUDYS, O.A.L.A. C.S.L.A., LANDSCAPE ARCHITECT, LONDON, ONTARIO (519) 687-3322.

Ronald H. Kouudys, O.A.L.A. C.S.L.A. DATE

DATE	DESCRIPTION	No.
JUNE 17, 2016	ISSUED FOR TENDER	2.
JAN. 22, 2016	ISSUED FOR REVIEW	1

**PLOTTING INFORMATION:**  
PLOTTED DATE: JUNE 17, 2016  
PLOTTED SCALE: 1/1



**PROJECT TITLE:**  
627 ST. ANNE C.S. 1000 THE RAPIDS PARKWAY SARNIA, ON N7S 6K3

**DRAWING TITLE:**  
LANDSCAPE PLAN

DATE: JAN 2016	SCALE: AS NOTED	DRAWING No. L-3
DRAWN: RKL, A, Inc.	CHECKED BY: RJK	
PROJECT No. 15-271 L-C		

ITEM	DESCRIPTION	UNIT	EST. QTY	UNIT PRICE	TOTAL PRICE
<b>L-2 FDK</b>					
<b>1.0</b>	<b>REMOVALS</b>				
1.1	<u>Site Preparation:</u> Remove and dispose offsite existing sod and excavated material as indicated on L-2	sq ft	2810	\$ _____	\$ _____
1.2	<u>Tree Protection Fencing:</u> Supply and install as indicated on L-2. Refer to detail.	lin ft	24	\$ _____	\$ _____
<b>1.1 to 1.2 Subtotal</b>					<b>\$ _____</b>
<b>2.0</b>	<b>LANDSCAPE FEATURES</b>				
2.1	<u>Sand Pit:</u> Supply and install approximately 135 lin ft. log border and approximately 900 sq ft. play sand to min 8" depth, as indicated on L-2 and detail.	Lump			\$ _____
2.2	<u>Seating Logs:</u> Supply and install horizontal seating logs, approx. 6' long each. Refer to all attached details and specifications	ea	6	\$ _____	\$ _____
2.3	<u>Log Tables &amp; Chairs:</u> Supply and install upright log table, approximately 24" diameter, with 4 upright logs seats 12-18" diameter, as indicated on L-2 and details.	ea	1	\$ _____	\$ _____
2.4A	<u>Upright Stepping Logs Option A:</u> Supply and install stepping logs, min. 12" diameter, heights to range from 8" to 20" above grade. Refer to all details and specifications.	ea	67	\$ _____	\$ _____
2.4B	<u>Upright Stepping Logs Option B:</u> Install Owner-supplied diameter stepping logs, min. 12" diameter, heights to range from 8" to 20" above grade. Refer to all details and specifications. <i>Note: This item requires impact attenuation surfacing - see item 3.1 below.</i>	ea	27	\$ _____	\$ _____

2.5 Upright Cedar Posts: Supply and install 6" dia cedar posts interspersed with stepping logs for "weaving" feature - refer to L-2. Posts to be min 5' to max 6' above grade to allow for impact surfacing. Install min 48" deep, with 6" drainage layer at bottom and concrete on all sides of post. Top of concrete to be min. 12" below grade. Top of posts to be angled > 30°.

ea 16 \$ \_\_\_\_\_ \$ \_\_\_\_\_

2.6 Stage: Supply and install 4' x 6' wood stage. Refer to all details and specifications.

ea 1 \$ \_\_\_\_\_ \$ \_\_\_\_\_

**2.1 to 2.6 Subtotal Option A** \$ \_\_\_\_\_

**2.1 to 2.6 Subtotal Option B** \$ \_\_\_\_\_

**3.0 SURFACING**

3.1 Impact Surfacing: Supply and install impact attenuation surfacing around log steppers / weaving feature, to conform to CAN/CSA-Z614-14. Refer to all attached details and specifications

sq ft 480 \$ \_\_\_\_\_ \$ \_\_\_\_\_

3.2 Supply and install Engineered Wood Fiber Mulch to 6" depth as indicated on L-2. Refer to all specifications.

sq ft 1305 \$ \_\_\_\_\_ \$ \_\_\_\_\_

**3.1 to 3.2 Subtotal** \$ \_\_\_\_\_

**JUNIOR PLAY AREA**

**4.0 REMOVALS**

4.1 Site Preparation: Remove and dispose offsite existing sod and excavated material as indicated on L-3.

sq ft 2495 \$ \_\_\_\_\_ \$ \_\_\_\_\_

**4.1 Subtotal** \$ \_\_\_\_\_

**5.0 LANDSCAPE FEATURES**

5.1 Sand Pit: Supply and install approximately 105 lin ft. log border and approximately 590 sq ft. play sand to min 8" depth, as indicated on L-3 and detail.

Lump \$ \_\_\_\_\_

5.2A	<u>Seating Logs Option A:</u> Supply and install horizontal seating logs, approx. 6' long each. Refer to all attached details and specifications	ea	5	\$ _____	\$ _____
5.2B	<u>Seating Logs Option B:</u> Install owner-supplied horizontal seating logs, approx. 6' long each. Refer to all attached details and specifications	ea	5	\$ _____	\$ _____
5.3A	<u>Upright Stepping Logs Option A:</u> Supply and install stepping logs, min. 12" diameter, heights to range from 8" to 24" above grade. Refer to all details and specifications.	ea	26	\$ _____	\$ _____
5.3B	<u>Upright Stepping Logs Option B:</u> Install owner-supplied stepping logs, min. 12" diameter, heights to range from 8" to 24" above grade. Refer to all details and specifications. <i>Note: This item requires impact attenuation surfacing - see item 6.1 below.</i>	ea	26	\$ _____	\$ _____
5.4A	<u>Serpent Log Option A:</u> Supply and install raised climbing log with carved serpent head. Refer to L-3. Contractor to provide shop drawings.	ea	1	\$ _____	\$ _____
5.4B	<u>Serpent Log Option B:</u> Assembly and install raised climbing log with carved serpent head using owner-supplied logs. Refer to L-3. Contractor to provide shop drawings. <i>Note: This item requires impact attenuation surfacing - see item 6.1 below.</i>	ea	1	\$ _____	\$ _____
5.5	<u>Stage:</u> Supply and install 6' x 10' wood stage. Refer to all details and specifications.	ea	1	\$ _____	\$ _____
<b>5.1 to 5.5 Option A Subtotal</b>					\$ _____
<b>5.1 to 5.5 Option B Subtotal</b>					\$ _____

**6.0 SURFACING**

6.1	<u>Impact Surfacing:</u> Supply and install impact attenuation surfacing around log steppers and climbing serpent, to conform to CAN/CSA-Z614-14. Refer to all attached details and specifications	sq ft	1265	\$ _____	\$ _____
-----	--	-------	------	----------	----------

6.2 Supply and install Engineered Wood Fiber  
Mulch to 6" depth around sand pit as  
indicated on L-3. Refer to all specifications.

sq ft 640 \$ \_\_\_\_\_ \$ \_\_\_\_\_

**6.1 to 6.2 Subtotal \$ \_\_\_\_\_**

**Section 1 to 6 Total OPTION A \$ \_\_\_\_\_**

**Contingency at 10% \$ \_\_\_\_\_**

**Subtotal \$ \_\_\_\_\_**

**HST \$ \_\_\_\_\_**

**TOTAL \$ \_\_\_\_\_**

---

**Section 1 to 6 Total OPTION B \$ \_\_\_\_\_**

**Contingency at 10% \$ \_\_\_\_\_**

**Subtotal \$ \_\_\_\_\_**

**HST \$ \_\_\_\_\_**

**TOTAL \$ \_\_\_\_\_**

---